





Cartridges

Polymer Cartridges

Compressed Air

3100
Carstick®
Page 2-8



3086
Quick Fitting
Page 2-8



3089
Quick Fitting
Page 2-8



3082
Quick Fitting
Page 2-8



3081
Quick Fitting
Page 2-9



3088
Quick Fitting
Page 2-9



3100 - Inch
Carstick®
Page 2-8



Fluids and Gases

6300
Carstick® LIQUIfit®
Page 2-10



6300 - Inch
Carstick® LIQUIfit®
Page 2-10



Metal Cartridges

Fluids and Gases

3600
Page 2-13



3800
3900
Page 2-13



TL
Page 2-13



TLT
Disconnection
Tool
Page 2-13



Polymer Cartridges: LF 3000® and LIQUIfit® Carstick®, Quick Fitting

Parker Legris has developed the range of patented **Carstick®** cartridges guaranteeing **the integrity of the sealing system** before and after assembly in non-threaded cavities. The **compact design** of the one-piece Carstick® cartridge enables **automation** of your manufacturing process and improves the **reliability** of your system.

Product Advantages

Time-Saving	<ul style="list-style-type: none"> No thread to be machined for inserting the fitting into its cavity Seal pre-assembled, greased and protected Self-centring of the cartridge in the cavity Product protected against contamination, from manufacture to installation Possible to have several diameters of tube in the same cavity (Quick Fitting)
Proven Technology	<ul style="list-style-type: none"> Technical performances of the LF 3000® Push-in connection Full flow Optimum flow at pressure and vacuum LIQUIfit® Carstick® compatible with drinking water and food fluids
Automated Installation	<ul style="list-style-type: none"> Ensures that the product will be correctly assembled Connection fully integrated in the cavity Carstick® packaging designed for an automatic assembly process



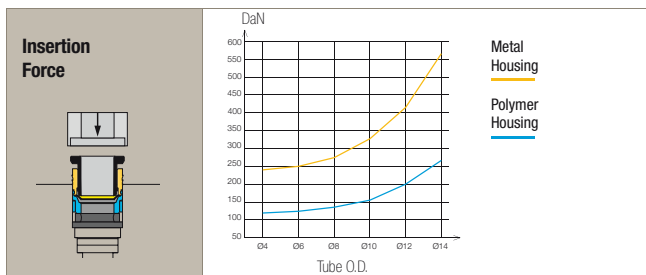
Applications

- Robotics
- Automotive Process
- Pneumatics
- Semi-Conductors
- Water & Beverage
- Packaging
- Vacuum


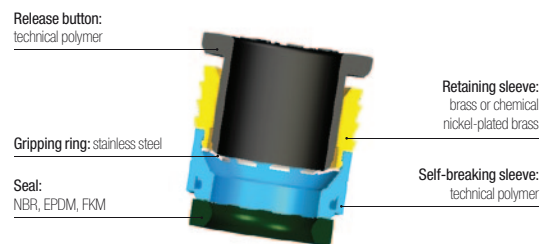
Technical Characteristics

	LF 3000® Carstick® and Quick Fitting	LIQUIfit® Carstick®
Compatible Fluids	Compressed air	Food fluids, inert gases
Working Pressure	Vacuum to 20 bar	Vacuum to 16 bar*
Working Temperature	-20°C to +80°C	-10°C to +95°C*

Reliable performance is dependent upon the type of fluid conveyed, component materials and tubing being used. Guaranteed for use with a vacuum of 755 mm Hg (99% vacuum). *The pressure / temperature information is shown in Chapter 1, in the "LIQUIfit®" section.



Component Materials



Silicone-free

Regulations

LF 3000® Carstick® and Quick Fitting

ISO 14743: Pneumatic fluid power, push-in fittings for thermoplastic tubes
 DI: 2002/95/CE (RoHS), 2011/65/CE
 DI: 97/23/CE (PED)

LIQUIfit® Carstick®

RG: 1935/2004/CE
 FDA: 21 CFR 177.1550
 NSF 51 to 95°C
 ACS
 DM 174 (Italy)

DI: 2002/95/CE (RoHS), 2011/65/CE

DI: 97/23/CE (PED)

WRAS

NSF/ANSI 61 - C HOT


KTW: cartridges on request

Assembly Options

Cartridge solutions quickly pay for themselves when they enable production to be rationalised:

Threaded Fittings

For small quantities or non-standard assembly operations:
The threaded solution remains the most advantageous.



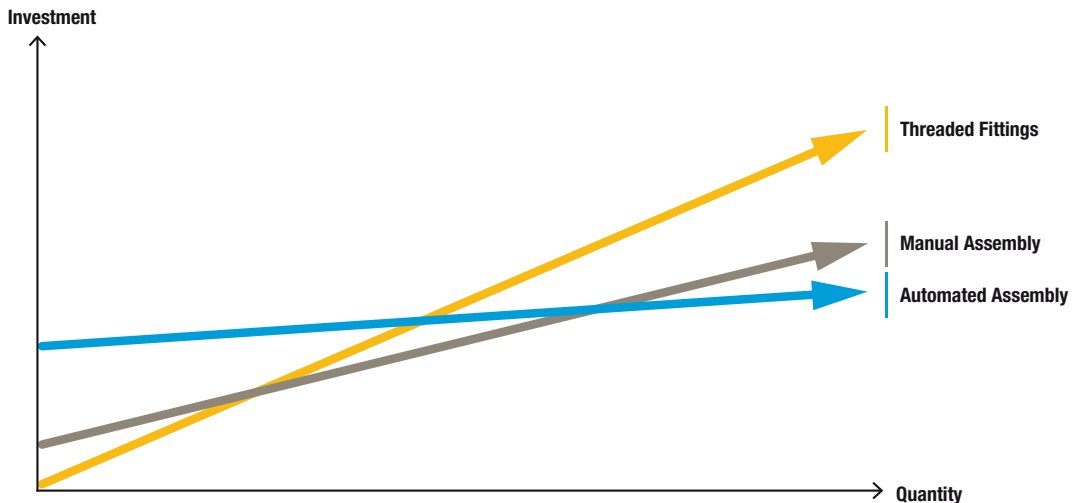
Carstick®: Manual Assembly

For medium quantities:
Assembly by manually-operated press offers the most economic solution.



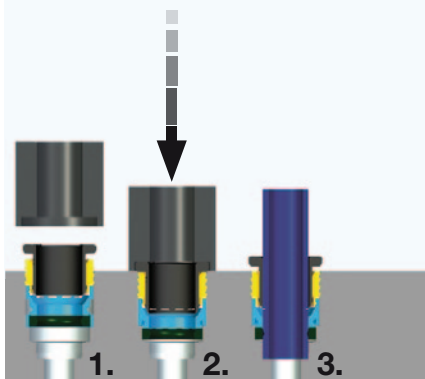
Carstick®: Automated Assembly

For repetitive operations and large quantities:
Investment in an automated manufacturing solution is quickly recovered, providing significant long-term savings.

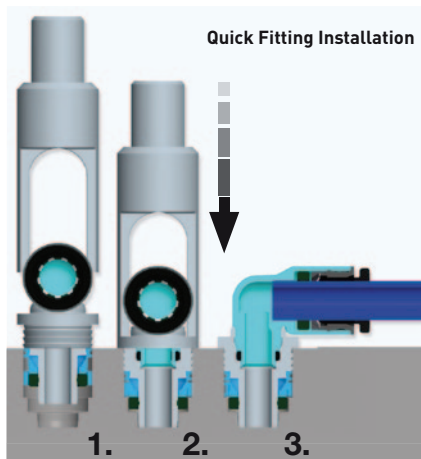


Installation

Carstick® Installation



Quick Fitting Installation



1. Self-centering of the cartridge in the cavity.
2. The seal protection is broken.
The seal slides into the cavity.
The cartridge is in place.



3. Tube connection.

Assembly tool:
For details on the assembly tool, please contact us.


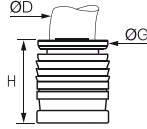

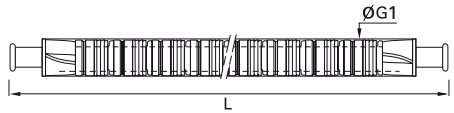


Assembly tool:
For details on the assembly tool, please contact us.




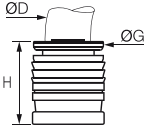

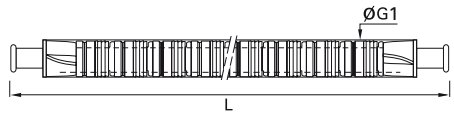
Polymer Cartridges for Compressed Air

3100 Carstick® Cartridge


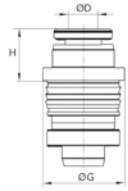

	Brass, NBR 	$\varnothing D$ 	G G1 H L kg
		4 3100 04 00	8 11 10 554 0.001
		6 3100 06 00	10 14.5 11.5 629 0.002
		8 3100 08 00	13 15 15 794 0.002
		10 3100 10 00	15.5 19.5 17 930 0.005
		12 3100 12 00	19.5 21 19.5 1038 0.010
50 cartridges per Carstick®			

3100 Carstick® Cartridge


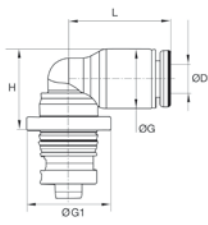

Inch

	Nickel-plated brass, NBR 	$\varnothing D$ 	G G1 H L kg
		1/8 3100 53 00 99	7 10 9 508 0.002
		1/4 3100 56 00 99	10.5 14.5 12 600 0.003
		3/8 3100 60 00 99	15.5 19 16.5 930 0.006
50 cartridges per Carstick® 5/32" (4 mm) and 5/16" (8 mm) also available			


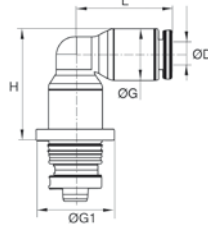

3086 Quick Fitting Reducer

	Nickel-plated brass, NBR 	$\varnothing D$ 	Cavity G H kg
		4 3086 04 06	6 12.5 7 0.005
		6 3086 06 08	8 14 7.5 0.008
Available on request			

3089 Quick Fitting Elbow

	Technical polymer, nickel-plated brass, NBR 	$\varnothing D$ 	Cavity G G1 H L kg
		4 3089 04 04	4 9 12.5 11.5 15 0.004
		3089 04 06	6 9 12.5 11.5 15 0.005
		6 3089 06 04	4 11 12.5 14 17 0.004
		3089 06 06	6 11 12.5 12.5 17 0.006
		3089 06 08	8 11 14.5 13 17 0.010
		8 3089 08 08	8 13.5 14.5 16 23 0.011
		3089 08 10	10 13.5 19 16 23 0.021
		10 3089 10 10	10 16 19 19 26.5 0.017
		3089 10 12	12 16 20 19 26.5 0.028
		12 3089 12 12	12 19 20 22 31 0.030

3082 Quick Fitting Extended Elbow

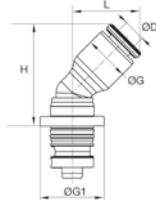
	Technical polymer, nickel-plated brass, NBR 	$\varnothing D$ 	Cavity G G1 H L kg		
		4 3082 04 04	4 9 12.5 16 15 0.006		
		3082 04 06	6 9 12.5 15 15 0.009		
		6 3082 06 06	6 9 12.5 23 19 0.010		
		3082 06 08	8 10.5 14 29 18.5 0.014		
		8 3082 08 08	8 13.5 17 29.5 22.5 0.021		
		3082 08 10	10 13.5 19 29 23 0.025		
		10 3082 10 10	10 16 20 33 26 0.029		
		3082 10 12	12 16 20 33 26 0.040		
		12 3082 12 12	12 19 23 39 31 0.056		
		Available on request			

Polymer Cartridges for Compressed Air

3081 Quick Fitting 45° Elbow



Technical polymer, nickel-plated brass, NBR



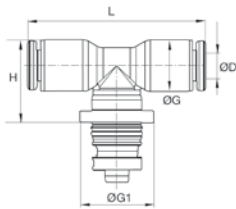
ØD		Cavity	G	G1	H	L	kg
4	3081 04 04	4	9	12.5	19	13	0.004
6	3081 06 06	6	11	12.5	22	14.5	0.006
8	3081 08 08	8	13.5	14.5	26	19	0.011
10	3081 10 10	10	16	19	30	22	0.017
12	3081 12 12	12	19	20	35.5	26	0.031

Available on request

3088 Quick Fitting Tee

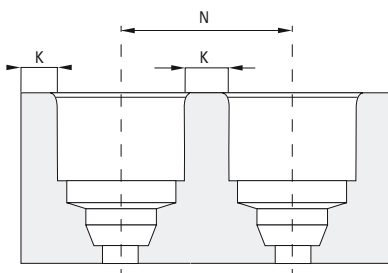
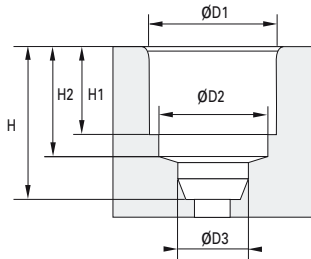


Technical polymer, nickel-plated brass, NBR



ØD		Cavity	G	G1	H	L	kg
4	3088 04 04	4	9	12.5	14	30	0.005
	3088 04 06	6	8.6	12.5	12.5	29.5	0.006
6	3088 06 06	6	11	12.5	14.5	34	0.007
	3088 06 08	8	10.6	14.5	15	33.5	0.011
8	3088 08 08	8	14	14.5	19	46	0.013
	3088 08 10	10	14	19	19	46	0.023
10	3088 10 10	10	16	19	21	53	0.020
	3088 10 12	12	16	20	21	53	0.031
12	3088 12 12	12	19	20	24	61	0.035

Cavity Dimensions



Carstick® et Quick Fitting

Metric

Cavity	ØD3	H	H1	H2
4	4.1	10	6	8.15
6	6.1	12	7.5	9.65
8	8.15	15.5	9.9	12.45
10	10.25	19	11.7	14.35
12	12.17	22	13.9	16.75

Carstick®

Inch

Cavity	ØD3	H	H1	H2
1/8	3.25	7.45	5.3	9.5
5/32*	4.1	8.15	6	10
1/4	6.45	10.15	8	12.5
5/16*	8.15	12.45	9.9	15.5
3/8	9.65	14.35	11.7	19

Polyamide Cavity

Cavity	ØD1	ØD2	N*	N**	K
4	8.25	7.05	9.8	12.3	1.5
6	10.2	9.15	12.2	12.3	2
8	12.15	10.85	14.2	14.3	2
10	14.8	13.2	16.8	19	2
12	17.5	15.5	20	20.2	2.5

Cavity	ØD1	ØD2	N	K
1/8	7.05	6.02	8.6	1.5
5/32*	8.25	7.05	9.75	1.5
1/4	10.55	9.35	12.6	2
5/16*	12.15	10.85	14.2	2
3/8	14.8	13.1	16.8	2

Aluminium Cavity

Cavity	ØD1	ØD2	N*	N**	K*	K**
4	8.25	7.5	11.5	12.3	3	1.5
6	10.3	9.15	13.5	12.3	3	2
8	12.2	10.85	15.2	15.2	3	2
10	15.05	13.2	17.1	19	2	2
12	17.5	15.5	20	20.2	2.5	2.5

Cavity	ØD1	ØD2	N	K
1/8	7.1	6.2	8.6	1.5
5/32*	8.25	7.05	11.25	3
1/4	10.6	9.35	12.65	2
5/16*	12.2	10.85	15.2	3
3/8	15.05	13.1	17.1	2

Brass Cavity

Cavity	ØD1	ØD2	N*	N**	K*	K**
4	8.25	7.05	10.25	12.3	2	1.5
6	10.25	9.1	12.25	12.3	2	2
8	12.2	10.85	14.25	14.3	2	2
10	15.05	13.2	17.1	19	2	2
12	17.65	15.5	20	20.2	2.5	2.5

Cavity	ØD1	ØD2	N	K
1/8	7.1	6.2	8.6	1.5
5/32*	8.25	7.05	10.25	2
1/4	10.6	9.35	12.65	2
5/16*	12.2	10.85	14.25	2
3/8	10.05	13.1	17.1	2

Please consult us for detailed drawings of cavity dimensions and tolerances.


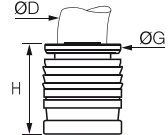


All our dimensions are in millimeters.

*Carstick® / **Quick Fitting


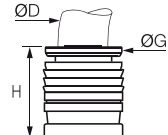


*5/32" = 4 mm and 5/16" = 8 mm

Polymer Cartridges for Fluids and Gases

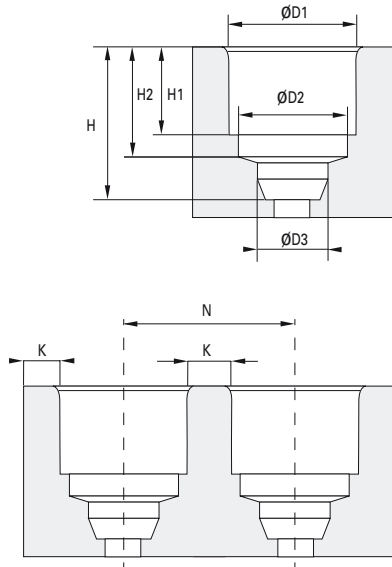
6300 LIQUIfit® Cartridge

	Laiton, EPDM 	$\varnothing D$ 	G G1 H L kg
		4 6300 04 00	8 11 10 554 0.002
		6 6300 06 00	10 14.5 11.5 629 0.002
		8 6300 08 00	13 15 15 794 0.003
		10 6300 10 00	15.5 19.5 17 930 0.005
		12 6300 12 00	18.5 21 19.5 1038 0.010
50 cartridges per Carstick®			

6300 LIQUIfit® Cartridge

	Laiton, EPDM 	$\varnothing D$ 	G G1 H L kg	Inch
		1/4 6300 56 00	10.5 14.5 12.5 600 0.002	
		3/8 6300 60 00	15.5 19 17 930 0.005	
		1/2 6300 62 00	22 25 23 1038 0.011	
50 cartridges per Carstick® 5/32" (4 mm) and 5/16" (8 mm) also available				

LIQUIfit® Cavity Dimensions



LIQUIfit® Carstick®

Metric

Cavity	ØD3	H	H1	H2
4	4.1	10	6	8.15
6	6.1	12	7.5	9.65
8	8.15	15.5	9.9	12.45
10	10.25	19	11.7	14.35
12	12.17	22	13.9	16.75

LIQUIfit® Carstick®

Inch

Cavity	ØD3	H	H1	H2
1/8	3.25	7.45	5.3	9.5
5/32*	4.1	8.15	6	10
1/4	6.45	10.15	8	12.5
5/16*	8.15	12.45	9.9	15.5
3/8	9.65	14.35	11.7	19

Polyamide Cavity

Cavity	ØD1	ØD2	K	N
4	8.25	7.05	9.8	1.5
6	10.2	9.15	12.2	2
8	12.15	10.85	14.2	2
10	14.8	13.2	16.8	2
12	17.5	15.5	20	2.5

Cavity	ØD1	ØD2	K	N
1/8	7.05	6.02	8.6	1.5
5/32*	8.25	7.05	9.75	1.5
1/4	10.55	9.35	12.6	2
5/16*	12.15	10.85	14.2	2
3/8	14.8	13.1	16.8	2

Aluminium Cavity

Cavity	ØD1	ØD2	K	N
4	8.25	7.5	11.5	3
6	10.3	9.15	13.5	3
8	12.2	10.85	15.2	3
10	15.05	13.2	17.1	2
12	17.5	15.5	20	2.5

Cavity	ØD1	ØD2	K	N
1/8	7.1	6.2	8.6	1.5
5/32*	8.25	7.05	11.25	3
1/4	10.6	9.35	12.65	2
5/16*	12.2	10.85	15.2	3
3/8	15.05	13.1	17.1	2

Brass Cavity

Cavity	ØD1	ØD2	K	N
4	8.25	7.05	10.25	2
6	10.25	9.1	12.25	2
8	12.2	10.85	14.25	2
10	15.05	13.2	17.1	2
12	17.65	15.5	20	2.5

Cavity	ØD1	ØD2	K	N
1/8	7.1	6.2	8.6	1.5
5/32*	8.25	7.05	10.25	2
1/4	10.6	9.35	12.65	2
5/16*	12.2	10.85	14.25	2
3/8	10.05	13.1	17.1	2

Please consult us for detailed drawings of cavity dimensions and tolerances.

All our dimensions are in millimeters.

*5/32" = 4 mm and 5/16" = 8 mm