

**G1/4 - 3/2 and 5/2 Way Valves
Pedal Actuated - Series F**

Actuation System:

- Pedal

Connections for
3/2 way version:

Version

„Normally closed“: P, B, S

„Normally open“: P, A, R

* Only for version “both switch positions indexed”
– return is only effected after actuating the locking pedal.

Mounting Instruction:

Use only screw connections with max. wrench size
across flats of 15.



Connection designation:

- A = 4 Outlet
- B = 2 Outlet
- R = 5 Exhaust
- P = 1 Air supply
- S = 3 Exhaust

Operating information

Type	Poppet Valve
Mounting	4 Screws M8 ⁽¹⁾
Tube connection	Thread
Port size	G1/4
Weight (mass)	1.5 kg
Installation	In any position
Ambient temperature range ⁽²⁾	-10 °C to +55 °C
Medium temperature range ⁽³⁾	-10 °C to +60 °C
Medium	Filtered and oiled or filtered, unoiled compressed air
Lubrication ⁽²⁾	Oil mist lubrication compatible with Buna N

Pneumatic Characteristics

Nominal pressure	6 bar
Operating pressure range	0 – 10 bar
Nominal flow	1400 l/min

Actuation

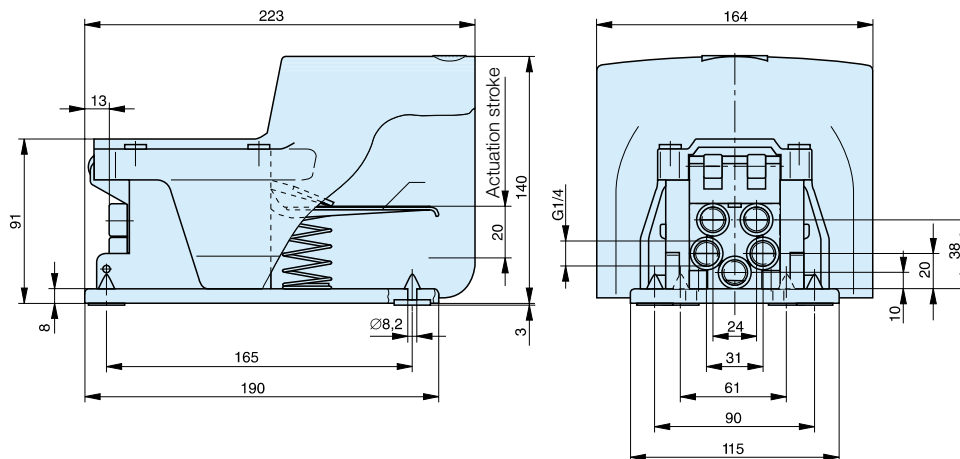
Manual control	Direct
Stroke	2 mm
Actuation force	ca. 30 N

⁽¹⁾ After removing the rubber footing

⁽²⁾ We recommend the use of mineral oil type VG 32 to ISO 3448

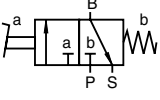
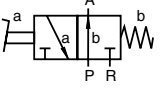
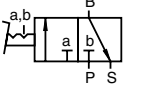
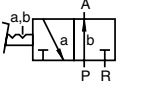
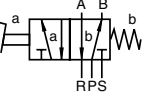
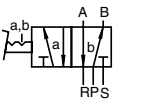
⁽³⁾ Note: Please consult us for operating temperatures below 0° C

Pedal actuated – Type: F331..-08., F531..-08



Dimensions in mm

Order Instructions – 3/2 and 5/2 Way Valves

Actuation	Symbol	Order Instructions	
		Type	Order code
Pedal with spring return		F 331RF-08NG*	KZ 4410
		F 331RF-08NO*	KZ 4411
Pedal without reset		F 331-08NG*	KZ 4408
		F 331-08NO*	KZ 4409
Pedal with spring return		F 531RF-08	KZ 4413
Pedal both switch positions indexed		F 531-08	KZ 4412

* NC – Version normally closed
NO – Version normally open