

LF 6100 Push-In Fittings Range

Stud Fittings

Straights

6105
BSPT/Metric Taper
Page 1-91

6101
Metric Parallel
Page 1-91

6114
Metric Parallel
Page 1-91



Elbow

6179
BSPT Metric Taper
Page 1-91



Tube-to-Tube Fittings

Straight

6106
Page 1-92



Tee

6104
Page 1-92



Accessory

0138
Page 1-92



LF 6100 Push-In Fittings

This fittings range dedicated to **lubrication and vacuum systems**, combines very high performance and manual connection. This technology **secures the connection** and sealing performance, even at high pressure.

Product Advantages

Robust | Designed for mechanically demanding environments
Excellent pressure and temperature resistance
Stamped brass forgings for increased service life

Secure & Reliable | Perfect sealing guaranteed by the three rings
The two sealing O-rings positioned before the gripping ring endure no scratching on the tube in the sealing area
Manual connection for time-saving
No fluid loss
Tube cannot be disconnected without the use of a spanner
Up to 60 bar with rigid polymer or grooved metal tubing
100% leak-tested in production



Construction Equipment
Lubrication
Transportation
Measurement Systems
Industrial Machines
Industrial Vacuum

Applications

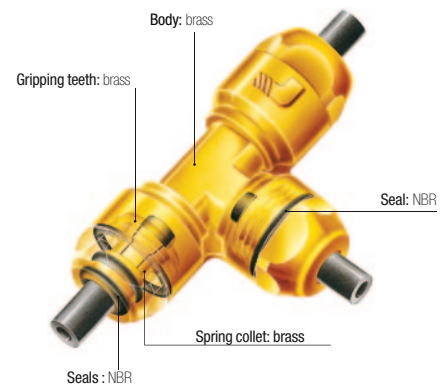
Technical Characteristics

Compatible Fluids	Lubricants, compressed air, vacuum, other fluids and compatible gases
Working Pressure	Vacuum to 60 bar
Working Temperature	-20° to +120°C

Max./Min. Tightening Torques (daN.m)	Thread	M6 x1	M8 x1	M8 x1.25	M10 x1	M12 x1	M14 x1.5	R 1/8	R 1/4
	Taper	0.2/0.6	0.2/1.2	0.2/1	0.2/1.2	0.2/2	0.5/1.5	0.2/1.0	0.5/1.5
	Parallel	-	0.6/1	-	0.6/1	1.8/2.2	-	-	-

Reliable performance is dependent upon the type of fluid conveyed, component materials and tubing being used.
Use is guaranteed with a vacuum of 755 mm Hg (99% vacuum).

Component Materials



Silicone-free

Regulations

DI: 97/23/EC (PED)
DI: 2002/95/EC (RoHS),
2011/65/EC

DI: 94/9/EC (ATEX)
RG: 1907/2006 (REACH)

Performance


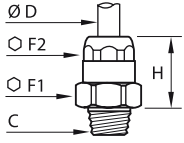

Working Pressure / Temperature According to the Tubing Used

O.D. of Tube	-20°C to +20°C		+20°C to +30°C		+30°C to +50°C		+50°C to +80°C		+80°C to 120°C
	Semi-Rigid PA	Rigid PA	Semi-Rigid PA	Rigid PA	Semi-Rigid PA	Rigid PA	Semi-Rigid PA	Rigid PA	FEP
2x4	40	-	33	-	25.5	-	19	-	-
2.5x4	-	52	-	43	-	32	-	24.5	7
2.7x4	23	-	19	-	15	-	11	-	-
4x6	24	45	20	37	15.5	29	11	21	6
5x8	-	52	-	43	-	33	-	24	-
6x8	17	32	14	27	11	21	8	15	4
6x10	-	57	-	47	-	37	-	27	-
7.5x10	17	-	14	-	11	-	8	-	-
8x10	14	-	12	-	9	-	7	-	3


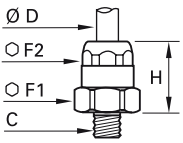

Should your requirement not be covered by our standard range, please consult us for customised fittings.

Stud Fittings


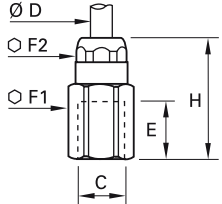

6105 Stud Fitting, Male BSPT and Taper Metric Thread

	Brass, NBR 	ØD	C		F1	F2	H	kg
		4	M6x1	6105 04 52	13	11	16.5	0.013
		4	M8x1	6105 04 56	13	11	14.5	0.012
		4	M8x1.25	6105 04 57	13	11	14.5	0.012
		4	M10x1	6105 04 60	13	11	14.5	0.014
		4	R1/8	6105 04 10	13	11	14.5	0.014
		4	R1/4	6105 04 13	14	11	12.5	0.018
		6	M10x1	6105 06 60	17	14	16.5	0.024
		6	R1/8	6105 06 10	17	14	17.5	0.026
		6	M14x1.5	6105 06 71	17	14	16.5	0.028
		6	R1/4	6105 06 13	17	14	16.5	0.030
		8	M12x1	6105 08 65	19	21	24	0.041
		10	M14x1.5	6105 10 71	22	24	26	0.005


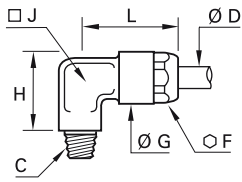

6101 Stud Fitting, Male Parallel and Metric Thread

	Brass, NBR 	ØD	C		F1	F2	H	kg
		4	M10x1	6101 04 60	13	11	14	0.014
		6	M10x1	6101 06 60	17	14	17.5	0.026
			M12x1	6101 06 65	17	14	16.5	0.025

6114 Stud Fitting, Female Metric Parallel Thread


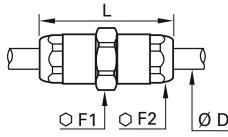

	Brass, NBR 	ØD	C		E	F1	F2	H	kg
		4	M8x1	6114 04 56	8	13	11	25.5	0.021
		6	M8x1	6114 06 56	8	17	14	28.5	0.043

6179 Stud Elbow, Male BSPT and Taper Metric Thread


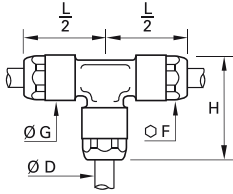

	Brass, NBR 	ØD	C		F	G	H	J	L	kg
			M6x1	6179 04 52	11	12.5	14.5	6	20	0.014
			M8x1	6179 04 56	11	12.5	15	6	20	0.015
			M8x1.25	6179 04 57	11	12.5	15	6	20	0.015
		4	M10x1	6179 04 60	11	12.5	15.5	6	20	0.016
			R1/8	6179 04 10	11	12.5	15.5	6	20	0.017
			R1/4	6179 04 13	11	12.5	17	6	20	0.022
			M10x1	6179 06 60	14	16	18	8	25.5	0.030
		6	M12x1	6179 06 65	14	16	18	8	25.5	0.030
			R1/8	6179 06 10	14	16	18	8	25.5	0.030
			R1/4	6179 06 13	14	16	19	8	25.5	0.035
		8	M12x1	6179 08 65	17	19	21	10	30	0.047

Tube-to-Tube Fittings


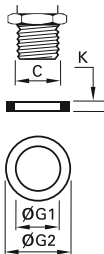

6106 Tube-to-Tube Connector

	Brass, NBR 	ØD 	F1	F2	L	kg	
		4	6106 04 00	13	11	34	0.025
		6	6106 06 00	17	14	39	0.044
		8	6106 08 00	19	17	46	0.069

6104 Equal Tee

	Brass, NBR 	ØD 	F	G	H	L/2	kg	
		4	6104 04 00	11	12.5	26.5	20	0.032
		6	6104 06 00	14	16	32.5	25.5	0.066
		8	6104 08 00	17	19	38	30	0.103

0138 Copper Washer

	Copper 	C 	G1	G2	K	kg	
		M8	0138 08 00	8.3	11	1	0.001
		M10	0138 10 00	10.3	13.5	1	0.001
		M12	0138 12 00	12.3	15.5	1.3	0.072

DIN 7603
ISO 65061

Related Products

The Parker Legris push-in system for centralised lubrication is designed for use with various polymer tubing found in Chapter 3, "Technical Tubing and Hose":

- Fireproof High Resistance PA Tubing
- Rigid and Semi-Rigid Calibrated Polyamide Tubing
- Fluoropolymer Tubing



