

LF 3600 Push-In Fittings Range

Stud Fittings

Straights

- 3675**
BSPT
Page 1-67
- 3601**
BSPP/Metric
Page 1-67
- 3681**
Metric
Page 1-67
- 3614**
BSPP/Metric
Page 1-68
- 3621**
BSPT
Page 1-68
- 3631**
BSPP/Metric
Page 1-68
- 3600**
Page 1-68



Elbows

- 3609**
BSPT
Page 1-69
- 3629**
BSPT
Page 1-69
- 3699**
BSPP/Metric
Page 1-69
- 3669**
BSPP/Metric
Page 1-70



Tees

- 3608**
BSPT
Page 1-70
- 3603**
BSPT
Page 1-70
- 3698**
BSPP/Metric
Page 1-70
- 3693**
BSPP/Metric
Page 1-71



Banjo

- 3618**
BSPP/Metric
Page 1-71



Tube-to-Tube Fittings

Straight

- 3606**
Page 1-72



Elbow

- 3602**
Page 1-72



Tee

- 3604**
Page 1-72



Bulkhead Connector Fittings

Straights

- 3616**
Page 1-73
- 3636**
BSPP
Page 1-73



Elbow

- 3639**
Page 1-73



Plug-In Accessories

- 3666**
Page 1-74
- 3667**
Page 1-74
- 3668**
Page 1-74
- 3622**
Page 1-74
- 3620**
Page 1-74
- 3626**
Page 1-75



Accessories

- 0605**
Page 1-75
- 3000 70**
Page 1-75
- 3610**
Page 1-75



LF 3600 Push-In Fittings

In order to meet your **technical and environment requirements**, Parker Legris designed this range of metal fittings, offering **robustness, reliability** and **resistance to industrial fluids** for the most demanding environments.

Product Advantages

- High Performance**
 - Resistant up to +150°C at 30 bar
 - Excellent mechanical performance
 - Long threads to resist shock and vibration
 - Excellent abrasion and corrosion resistance due to high phosphorus chemical nickel plating
 - Full flow, minimal pressure drop
- Versatility**
 - Materials conform to FDA standards
 - Spring collet gripping system suitable for both metal (grooved) and polymer tubing
 - Excellent resistance to high pressure and vacuum
 - Excellent chemical compatibility
 - More than 250 part numbers
 - One fitting for numerous applications: stock optimisation
 - Manual connection and disconnection
 - Compact and ergonomic
- Reliability**
 - High performance brass for increased lifespan
 - 100% leak-tested in production
 - Date coding to guarantee quality and traceability



Food Process
Coffee Machines
In-Plant Automotive
Medical Equipment
Printing
Misting
Welding Robots

Applications

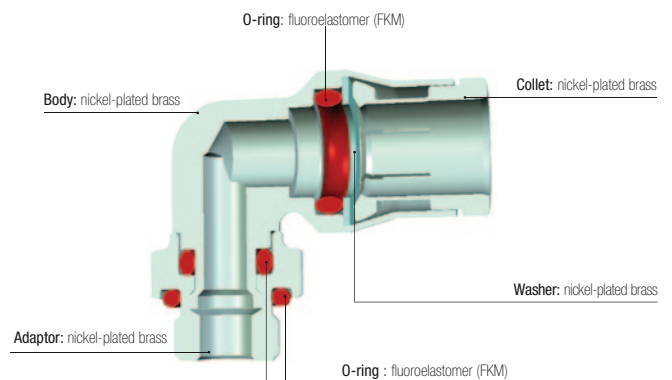
Technical Characteristics

Suitable Fluids	Compressed air, grease, lubricant, water...
Working Pressure	Vacuum to 30 bar (20 bar: 3699, 3609)
Working Temperature	-20°C to +150°C

Maximum Tightening Torque (daN.m)	Thread							
	M5 x0.8	M6 x1	M8 x1	M10 x1	G1/8	G1/4	G3/8	G1/2
	0.16	0.18	0.6	0.8	0.8	1.2	3	3.5

Reliable performance is dependent upon the type of fluid conveyed, component materials and tubing being used.
Use is guaranteed with a vacuum of 755 mm Hg (99% vacuum).

Component Materials



Silicone-free


Regulations

Industrial
ISO 14743: pneumatic transmissions, push-in fittings for thermoplastic tubing
DI: 97/23/EC (PED)
DI: 2002/95/EC (RoHS), 2011/65/EC
RG: 1907/2006 (REACH)
DI: 94/9/EC (ATEX)
UL94 V-0: please consult us


Food
RG: 21CFR (FDA)
RG: 1935/2004/EC (minimum flow 0.02 l/h)
USDA NSF H1: grease
ASTM B733-04: autocatalytic (electroless) nickel-phosphorus coatings

Stud Fittings


3675 Stud Fitting, Male BSPT Thread

ØD	C					kg
			F1	F2	H	
4	R1/8	3675 04 10	10	3	15	0.009
	R1/4	3675 04 13	14	3	15	0.017
6	R1/8	3675 06 10	13	4	17	0.011
	R1/4	3675 06 13	14	4	17	0.018
8	R1/8	3675 08 10	15	5	19	0.015
	R1/4	3675 08 13	16	6	18	0.019
10	R3/8	3675 08 17	17	6	18.5	0.027
	R1/4	3675 10 13	18	7	23	0.026
	R3/8	3675 10 17	18	8	22.5	0.031
12	R1/2	3675 10 21	22	8	22.5	0.056
	R1/4	3675 12 13	20	7	25.5	0.033
14	R3/8	3675 12 17	20	9	24	0.035
	R1/2	3675 12 21	22	10	23	0.051
14	R3/8	3675 14 17	22	9	27	0.042
	R1/2	3675 14 21	24	11	26	0.057

3601 Stud Fitting, Male BSPP and Metric Thread

ØD	C					kg	
			E	F1	F2		H
4	M5x0.8	3601 04 19	3.5	10	2.5	15.5	0.006
	M6x1	3601 04 52	4.5	10	3	16	0.006
	M8x1	3601 04 56	5	11	3	14.5	0.007
	G1/8	3601 04 10	5.5	13	3	14.5	0.009
	G1/4	3601 04 13	6.5	16	3	14.5	0.015
6	M5x0.8	3601 06 19	3.5	13	2.5	19	0.010
	M10x1	3601 06 60	5.5	13	4	17.5	0.011
	G1/8	3601 06 10	5.5	13	4	17.5	0.011
8	G1/4	3601 06 13	6.5	16	4	17	0.015
	G1/8	3601 08 10	5.5	16	5	20	0.014
	G1/4	3601 08 13	6.5	16	6	18	0.016
10	G3/8	3601 08 17	7.5	20	6	19	0.028
	G1/4	3601 10 13	6.5	18	7	25	0.025
	G3/8	3601 10 17	7.5	20	8	22.5	0.028
12	G1/2	3601 10 21	9	24	8	22.5	0.043
	G1/4	3601 12 13	6.5	20	7	26.5	0.030
	G3/8	3601 12 17	7.5	20	9	26	0.034
14	G1/2	3601 12 21	9	24	10	23.5	0.042
	G3/8	3601 14 17	7.5	22	9	28	0.038
14	G1/2	3601 14 21	9	24	11	26.5	0.045

3681 Stud Fitting with Internal Hexagon, Male Metric Thread


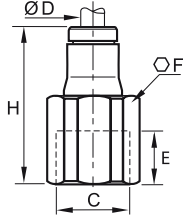

ØD	C		E	F	G	H	kg
4	M5x0.8	3681 04 19	3.5	2.5	10	16	0.005

Related Products


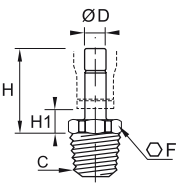

- Polyurethane Tubing
- Polyamide Tubing
- Polyethylene Tubing
- Fluoropolymer Tubing
- Anti-Spark Tubing
- Fireproof PA Tubing
- Brass Flow Control Regulators

Stud Fittings


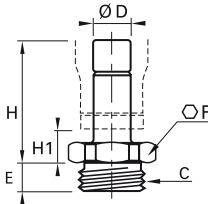

3614 Stud Fitting, Female BSPP and Metric Thread

	 <p>FDA chemical nickel-plated brass, FKM</p>	ØD	C		E	F	H	kg
		4	M5x0.8	3614 04 19	5	10	22	0.009


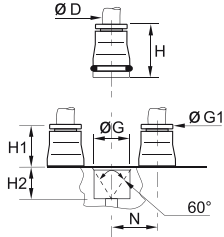

3621 Stud Standpipe, Male BSPT Thread

	 <p>FDA chemical nickel-plated brass</p>	ØD	C		F	H	H1	kg
		4	R1/8	3621 04 10	10	21	7	0.006

3631 Stud Standpipe, Male BSPP and Metric Thread

	 <p>FDA chemical nickel-plated brass, FKM</p>	ØD	C		E	F	H	H1	kg
		4	M5x0.8	3631 04 19	3.5	13	21.5	7	0.003

3600 Cartridge

	 <p>FDA chemical nickel-plated brass, FKM</p>	ØD		G	G1	H	H1	H2	N	kg
		4	3600 04 00	9.8	8	17	8.5	8.5	11	0.006

Cavity dimensions available in Chapter 2

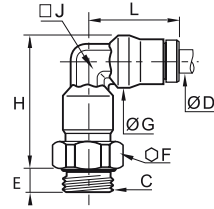
Stud Fittings

3669

Extended Stud Elbow, Male BSPP and Metric Thread



FDA chemical nickel-plated brass, FKM



ØD	C		E	F	G	H	J	L	kg
4	M5x0.8	3669 04 19	3.5	10	10	27.5	7	18	0.014
	G1/8	3669 04 10	5.5	13	10	25.5	7	18	0.017
6	G1/8	3669 06 10	5.5	13	12	31	8	21.5	0.024
	G1/4	3669 06 13	6.5	16	12	30.5	8	21.5	0.028
8	G1/8	3669 08 10	5.5	14	15	33.5	10	23.5	0.031
	G1/4	3669 08 13	5.5	16	15	34	10	23.5	0.035
10	G1/4	3669 10 13	6.5	18	17.5	42	12	29	0.052
	G3/8	3669 10 17	7.5	20	17.5	41	12	29	0.056
12	G1/4	3669 12 13	6.5	20	19.5	47	15	31	0.070
	G3/8	3669 12 17	7.5	20	19.5	46	15	31	0.072
14	G1/2	3669 14 21	9	24	21.5	49	16	34	0.094

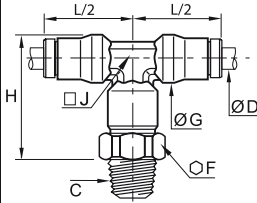
The body swivels for positioning purposes.

3608

Stud Branch Tee, Male BSPT Thread



FDA chemical nickel-plated brass, FKM



ØD	C		F	G	H	J	L/2	kg
4	R1/8	3608 04 10	10	10	24.5	7	18	0.020
	R1/4	3608 06 10	13	12	29.5	8	21.5	0.031
6	R1/8	3608 06 13	14	12	30.5	8	21.5	0.038
	R1/4	3608 08 10	14	15	32.5	10	23.5	0.040
8	R1/4	3608 08 13	14	15	34	10	23.5	0.047
	R1/4	3608 10 13	18	17.5	39	12	29	0.067
10	R3/8	3608 10 17	18	17.5	41	12	29	0.070
12	R3/8	3608 12 17	20	19.5	46.5	15	31	0.094
14	R1/2	3608 14 21	22	21.5	50.5	16	34	0.125

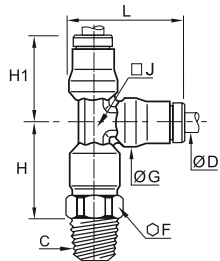
The body swivels for positioning purposes.

3603

Stud Run Tee, Male BSPT Thread



FDA chemical nickel-plated brass, FKM



ØD	C		F	G	H	H1	J	L	kg
4	R1/8	3603 04 10	10	10	19.5	18	7	23	0.018
	R1/8	3603 06 10	13	12	23.5	21.5	8	28	0.031
6	R1/4	3603 06 13	14	12	24.5	21.5	8	28	0.037
	R1/8	3603 08 10	14	15	25	23.5	10	31	0.041
8	R1/4	3603 08 13	14	15	26.5	23.5	10	31	0.044
	R1/4	3603 10 13	18	17.5	30.5	29	12	37.5	0.067
10	R3/8	3603 10 17	18	17.5	32.5	29	12	37.5	0.069
12	R3/8	3603 12 17	20	19.5	36.5	31	15	40.5	0.103
14	R1/2	3603 14 21	22	21.5	40	34	16	45	0.147

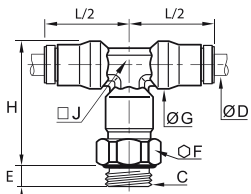
The body swivels for positioning purposes.

3698

Stud Branch Tee, Male BSPP and Metric Thread



FDA chemical nickel-plated brass, FKM





ØD	C		E	F	G	H	J	L/2	kg
4	M5x0.8	3698 04 19	3.5	10	10	27.5	7	18	0.018
	G1/8	3698 04 10	5.5	13	10	25.5	7	18	0.021
6	G1/8	3698 06 10	5.5	13	12	31	8	21.5	0.031
	G1/4	3698 06 13	6.5	16	12	30.5	8	21.5	0.035
8	G1/8	3698 08 10	5.5	14	15	33.5	10	23.5	0.041
	G1/4	3698 08 13	6.5	16	15	34	10	23.5	0.045
10	G1/4	3698 10 13	6.5	18	17.5	42	12	29	0.066
12	G3/8	3698 12 17	7.5	20	19.5	46	15	31	0.088
14	G1/2	3698 14 21	9	24	21.5	49	16	34	0.111

The body swivels for positioning purposes.



Stud Fittings

3693 Stud Run Tee, Male BSPP and Metric Thread

		FDA chemical nickel-plated brass, FKM			E	F	G	H	H1	J	L	kg
4	M5x0.8	3693 04 19			3.5	10	10	22.5	18	7	23	0.019
	G1/8	3693 04 10			5.5	13	10	20.5	18	7	23	0.021
6	G1/8	3693 06 10			5.5	13	12	25	21.5	8	28	0.031
	G1/4	3693 06 13			6.5	16	12	24.5	21.5	8	28	0.035
8	G1/8	3693 08 10			5.5	14	15	26.5	23.5	10	31	0.041
	G1/4	3693 08 13			6.5	16	15	26.5	23.5	10	31	0.044
10	G1/4	3693 10 13			6.5	18	17.5	33	29	12	37.5	0.066
12	G3/8	3693 12 17			7.5	20	19.5	36.5	31	15	40.5	0.090
14	G1/2	3693 14 21			9	24	21.5	38.5	34	16	45	0.112

The body swivels for positioning purposes.

3618 Single Banjo, Male BSPP and Metric Thread

		FDA chemical nickel-plated brass, FKM			F	H	H1	J	L1	L2	kg
4	M5x0.8	3618 04 19			8	14.5	6.5	10	6	18.5	0.011
	G1/8	3618 04 10			14	23	9.5	17	10	20.5	0.029
6	M5x0.8	3618 06 19			8	15	7	10	6	22.5	0.015
	G1/8	3618 06 10			14	23	9.5	17	10	23.5	0.031
8	G1/4	3618 06 13			17	22	9	22	13	25.5	0.049
	G1/8	3618 08 10			14	23	9.5	17	10	26	0.033
8	G1/4	3618 08 13			17	22	9	22	13	27.5	0.051
	G3/8	3618 10 17			22	33	14	22	13	32	0.105


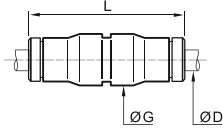

Maximum temperature: +80°C

Each model has been designed to meet specific requirements: compactness due to small overall dimensions, with inter-connectability for customised configurations.


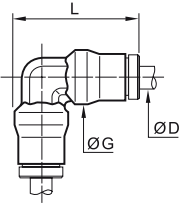



Tube-to-Tube Fittings


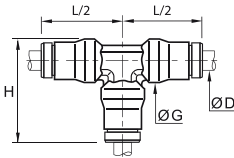

3606 Equal Tube-to-Tube Connector

			ØD			G	L	kg
			4	3606 04 00	10	30.5	0.010	
			6	3606 06 00	12	36.5	0.016	
			8	3606 08 00	15	37.5	0.021	
			10	3606 10 00	17.5	47.5	0.034	
			12	3606 12 00	19.5	50	0.042	
			14	3606 14 00	21.5	52.5	0.050	

3602 Equal Elbow


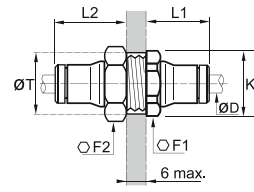

			ØD			G	L	kg
			4	3602 04 00	10	23	0.010	
			6	3602 06 00	12	28	0.016	
			8	3602 08 00	15	31	0.023	
			10	3602 10 00	17.5	37.5	0.033	
			12	3602 12 00	19.5	40.5	0.045	
			14	3602 14 00	21.5	45	0.056	

3604 Equal Tee


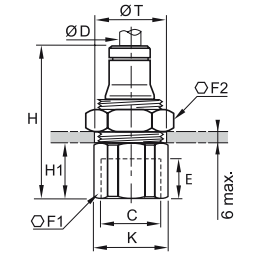

			ØD			G	H	L/2	kg
			4	3604 04 00	10	23	18	0.014	
			6	3604 06 00	12	28	21.5	0.023	
			8	3604 08 00	15	31	23.5	0.032	
			10	3604 10 00	17.5	37.5	29	0.048	
			12	3604 12 00	19.5	40.5	31	0.063	
			14	3604 14 00	21.5	45	34	0.078	

Bulkhead Connector Fittings


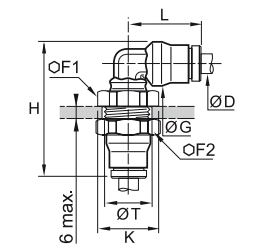

3616 Equal Bulkhead Connector

	<p>FDA chemical nickel-plated brass, FKM</p> 	ØD		F1	F2	K	L1	L2	ØT min	kg
		4	3616 04 00	13	14	14	14	20	12.5	0.018
		6	3616 06 00	16	17	17.5	17	22	15	0.028
		8	3616 08 00	18	19	19.5	18.5	23.5	17	0.035
		10	3616 10 00	22	27	24	21.5	26.5	21	0.063
		12	3616 12 00	24	24	26	23	27	23	0.062
		14	3616 14 00	27	27	29.5	25.5	29.5	25	0.079

3636 Bulkhead Connector, Female BSPP Thread

	<p>FDA chemical nickel-plated brass, FKM</p> 	ØD	C		E	F1	F2	H	H1	K	ØT min	kg
		4	G1/8	3636 04 10	8.5	14	14	30.5	11	15	13	0.020
		6	G1/8	3636 06 10	8.5	17	17	33	11	18.5	15	0.033
			G1/4	3636 06 13	11.5	17	17	37	15	18.5	15	0.033
		8	G1/8	3636 08 10	8.5	19	19	34	10.5	21	17	0.044
			G1/4	3636 08 13	11.5	19	19	38	14.5	21	17	0.044
		10	G3/8	3636 10 17	12	22	27	42.5	16	24	21	0.073
G3/8	3636 12 17		12	24	24	43	16	26	23	0.077		
12	G1/2	3636 12 21	16	27	24	48.5	21.5	29.5	23	0.133		


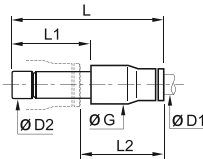
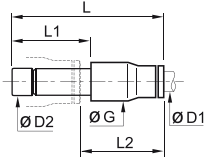
3639 Equal Bulkhead Elbow

	<p>FDA chemical nickel-plated brass, FKM</p> 	ØD		F1	F2	G	H	K	L	ØT min	kg
		4	3639 04 00	13	14	10	35	14	18	12.5	0.023
		6	3639 06 00	16	17	12	40.5	17.5	21.5	15	0.035
		8	3639 08 00	18	19	15	44	19.5	23.5	17	0.046
		10	3639 10 00	22	27	17.5	51	24	29	21	0.080
			3639 12 00	24	24	19.5	55	26	31	23	0.086
		14	3639 14 00	27	27	21.5	59	29.5	34	25	0.144



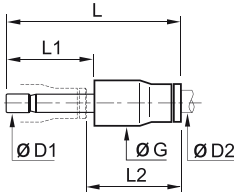
The body swivels for positioning purposes.

Plug-In Accessories



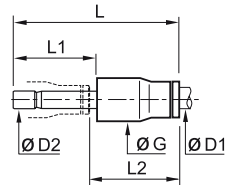
3666 Plug-In Reducer

		FDA chemical nickel-plated brass, FKM		ØD1	ØD2		G	L	L1	L2	kg
		4	6 8	3666 04 06 3666 04 08	10 10	35 35.5	19.5 20	18 18	0.008 0.009		
				6	8 10	3666 06 08 3666 06 10	12 12	38 43.5	20 25	20.5 21	0.012 0.015
				8	10 12	3666 08 10 3666 08 12	15 15	44 44	25 26	21.5 20.5	0.016 0.018
				10	12	3666 10 12	17.5	50	26	27	0.026
				12	14	3666 12 14	19.5	53	28	28.5	0.032


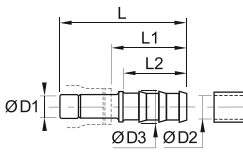
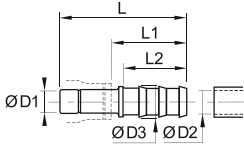
3667 Plug-In Metric/Inch Adaptor

		FDA chemical nickel-plated brass, FKM		ØD1	ØD2		G	L	L1	L2	kg
		6	1/4	3667 06 56	12.5	38.5	19.5	21	0.012		
				10	3/8	3667 10 60	17	49.5	25	27	0.026
				12	1/2	3667 12 62	20	51	26	27.5	0.030


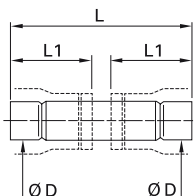
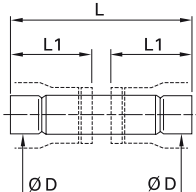
3668 Plug-In Increaser

		FDA chemical nickel-plated brass, FKM		ØD1	ØD2		G	L	L1	L2	kg
		6	4	3668 06 04	12	36	17	21.5	0.010		

3622 Plug-In Barb Connector


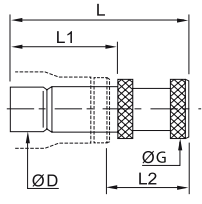

		FDA chemical nickel-plated brass		ØD1	ØD2		ØD3	L	L1	L2	kg
		4	3.2 5	3622 04 53 3622 04 05	5 7	40.5 40.5	27 27	22.5 22.5	0.003 0.005		
				6	5	3622 06 05	7	43	27	22.5	0.006
				8	6.3 8	3622 08 56 3622 08 08	8.3 10	42 44	25 27	22.5 22.5	0.008 0.010
				10	6.3 8	3622 10 56 3622 10 08	8.3 10	47.5 47.5	25.5 25.5	22.5 22.5	0.011 0.011
				12	8 10	3622 12 08 3622 12 10	10 10	48.5 48.5	25.5 25.5	22.5 22.5	0.015 0.014
				12.5	10	3622 12 62	14.5	57	34	29.5	0.019
				14	12.5 14	3622 14 62 3622 14 14	16 16	57.5 59.5	33 35	29.5 29.5	0.023 0.023

3620 Male Stem Connector



		FDA chemical nickel-plated brass		ØD		L	L1	kg
		4	3620 04 00	31	14	0.002		
				6	3620 06 00	36.5	17	0.005
				8	3620 08 00	37.5	17.5	0.007
				10	3620 10 00	47.5	22.5	0.011
				12	3620 12 00	49.5	23.5	0.015
				14	3620 14 00	53	25	0.016

Plug-In Accessories

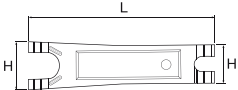

3626 Blanking Plug

	FDA chemical nickel-plated brass 		ØD	G	L	L1	L2	kg							
									4	3626 04 00	6	25.5	17.5	11.5	0.004
									6	3626 06 00	8	30.5	19.5	13.5	0.009
									8	3626 08 00	10	33	20	16	0.009
									10	3626 10 00	12	40	25	18	0.015
									12	3626 12 00	14	43	26	20	0.021
14	3626 14 00	16	47	28	22.5	0.029									





0605 Fluoropolymer Tape

	FKM		kg
Can be used for temperatures from - 250°C to +260°C. Chemically inert and resistant to gases, acids, solvents, hydrocarbons, oils, alkalines, steam etc. Non-toxic, waterproof, self-lubricating. In accordance with CFR21. Can be used on all materials. Used to facilitate the preparation of leak-free threaded joints. Supplied on a reel, length = 12 m; width = 12.7 mm; thickness 0.08 mm.			

3000 70 00 Disconnection Tool

	Treated steel 		H	H1	L	kg
For disconnecting LF 3000® fittings/tubing where access is difficult, we recommend the use of this disconnection tool.						

3610 Coloured Release Button Covers

	Anodised aluminium		ØD			kg				
							6	3610 06 00	3610 06 04	0.004
							8	3610 08 00	3610 08 04	0.007
							10	3610 10 00	3610 10 04	0.011
							12	3610 12 00	3610 12 04	0.013
							14	3610 14 00	3610 14 04	0.016
Red and green colours are available upon request Coloured release buttons covers help the identification of circuits and will protect your connections against spark projections.										

