


VMECA V-GRIP SYSTEM



V - GRIP Constructions

Series

G SERIES




- **Integrated Vacuum Pump**

Air Control Valve - G1/4", G3/8"

Vacuum Release Valve - G1/8", G1/4"

Vacuum Gauge & Switch

GF SERIES




- **Without Vacuum Pump**
(for External Vacuum Pump)

Vacuum Connect Flange - G1"

Vacuum Release Valve - G1/8", G1/4"

Vacuum Gauge & Switch

Check Valve Module



- **Check Valve Module**


- Perfect closure of idle vacuum port

- Optional adjustable check valve holes are adjustable according to handling products

- Handles porous and non-porous materials

- Integrated filter

Soft Form



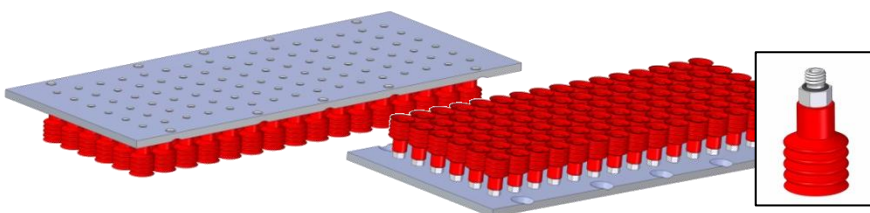
- **Flexible Sealing Foam**

- Excellent gripping on both even and uneven surface

- Durability

- Easy Installation and Replacement

Suction Cup



- **Variable Suction Pad**

- Various Pad size / Material

- Durability

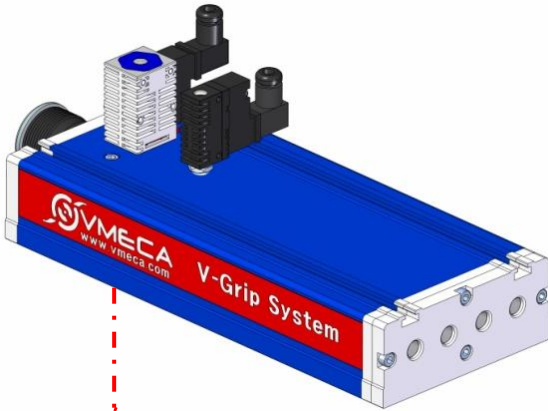
- Easy maintenance

(Each Pad is replaceable separately)

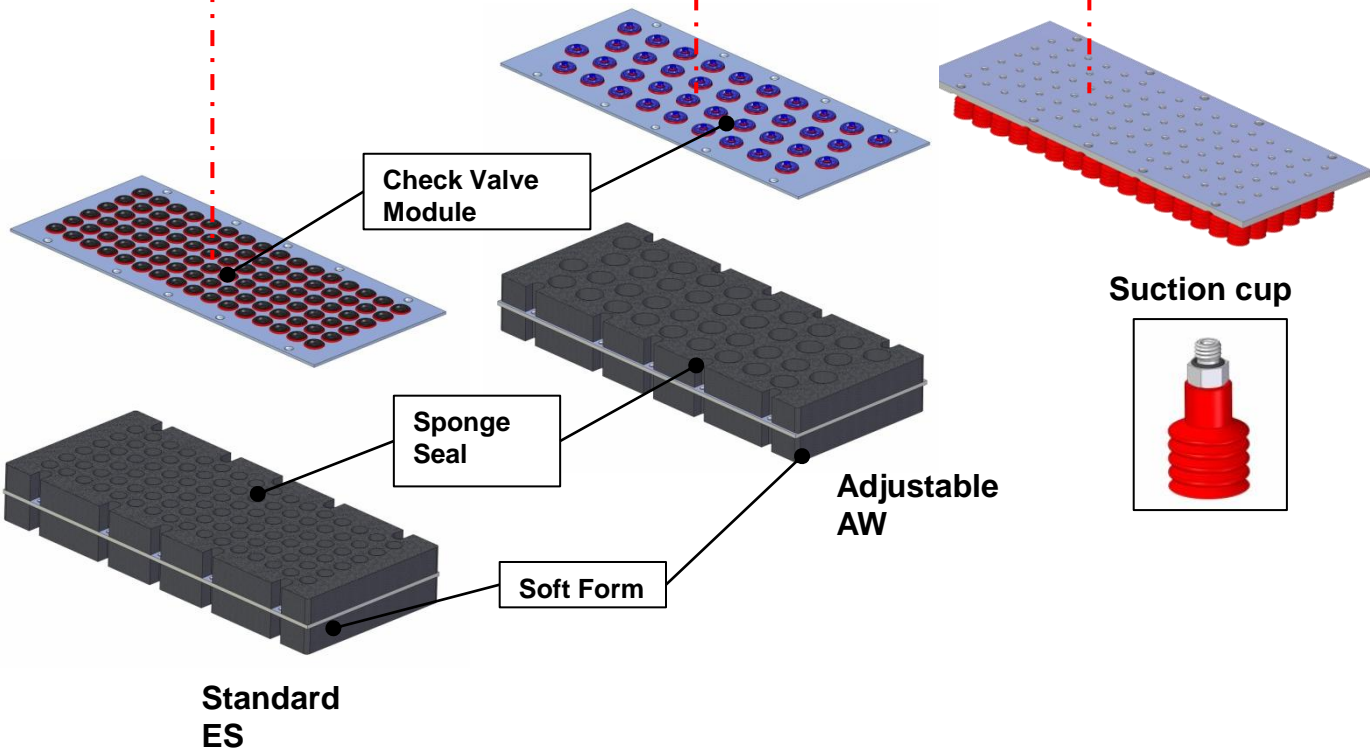

Structure

V-Grip G/GF Series are integrated with the Check Valve Module to be able to cope with various surface and applications..

G SERIES






GF SERIES



Various Suction Cups

V-Grip is excellent gripping both even and uneven surface product. There are optional Standard, Adjustable or Suction Cup Array types that are available.



• Suction Cup Array Type PAD

- Selectable Suction Cup Types and Quantity
- Easy Maintenance (Easy Replacement)

• Standard Type (ES) Soft Sealing Form

- Available for standard check valves
- Consist of many $\Phi 12$ holes
- Strong holding force with divided large vacuum port.
- 20mm thick flexible sealing foam

• Adjustable Type (AW) Soft Sealing Form

- Available for adjustable check valve type
- Consist of many $\Phi 20$ holes
- Efficiency vacuum control with Adjustable Vacuum Check Valves
- 20mm thickness flexible sealing foam

Vacuum pump for GF Series

Various VMECA vacuum pumps are attachable to GF series V-Grip systems depending on the application.

■ Various vacuum pump for GF series



TURTLE PUMP



PREMIUM PUMP



CLASSIC PUMP



MEGA PUMP



MAX FLEX PUMP



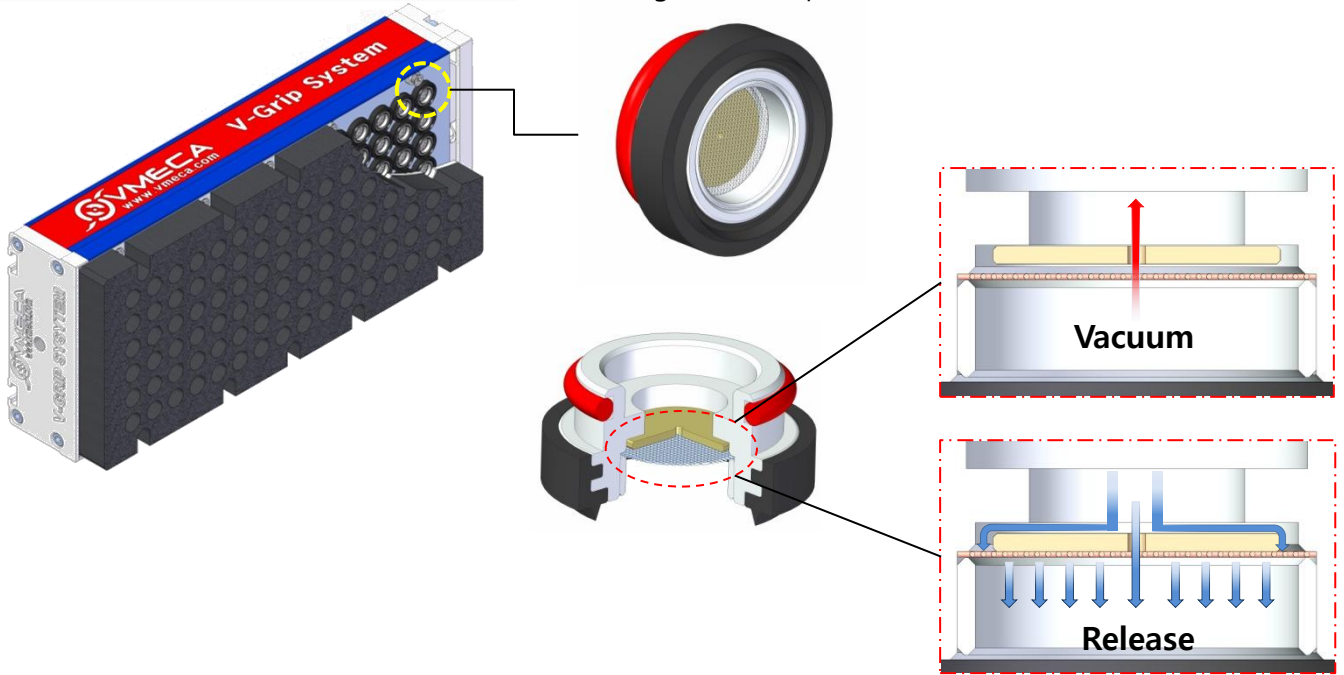
MD PUMP

Check Valves Features

VMECA V-Grip is designed to work perfectly with the aid of a check valve located in each orifice

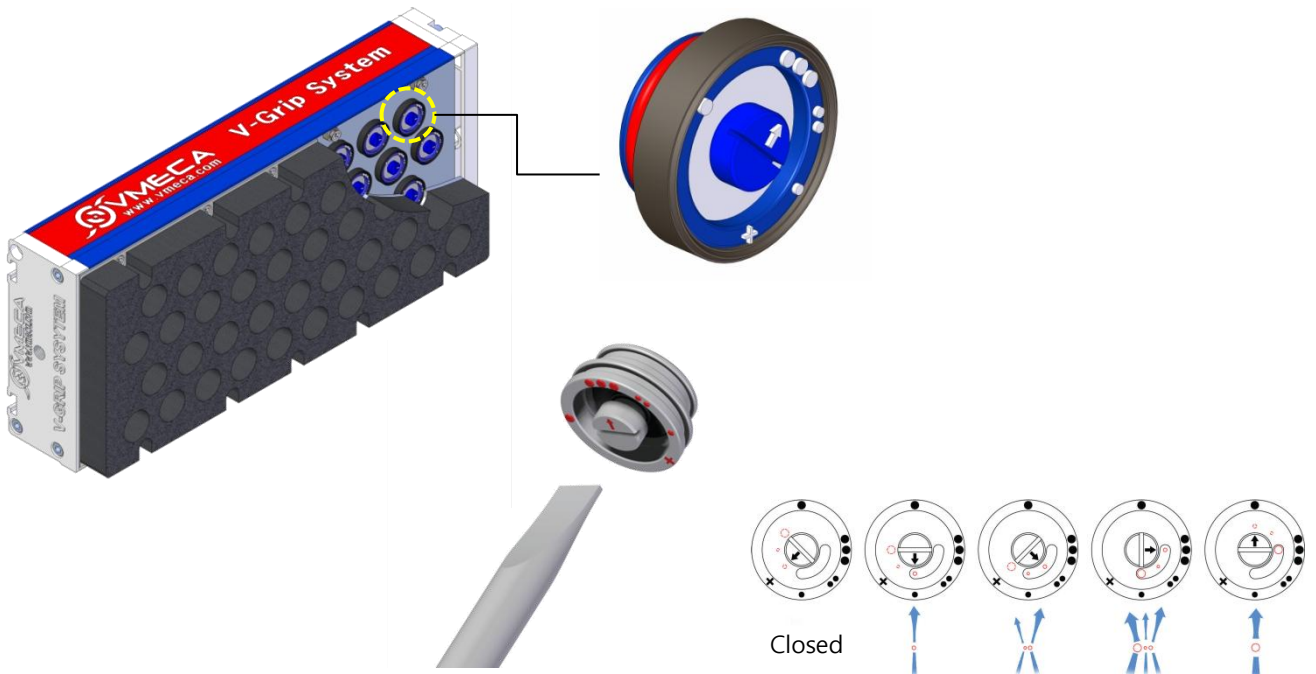
Standard Check Valve

Vacuum – Check valve moves up allowing vacuum to only be drawn through the middle port
 Vacuum Release – Check valve moves down allowing air to escape from the sides and middle




Adjustable Check Valve

Depending on the different shapes and features, the vacuum flow rate is adjustable to fully adapt to your application



V - GRIP Application



G 80 Series

- Max. vacuum level** : - 75 kPa (-563 mmHg)
- 85 kPa (-638 mmHg)
- Max. flow rate** : 724 NI/min (25.4 scfm)
- Supply air pressure** : 4 ~ 6bar, max 7bar
(58~87psi, Max.101.5 psi)
- Air consumption** : 208 NI/min (14.6 scfm)
- Supply air type** : Dry compressed air
- Working temperature** : - 20°C ~ 80°C (-4°F ~ 176°F)
- Noise level** : 55 ~ 65 dBA



Features

- ✓ Handles various products with different shapes, sizes and porous material
- ✓ Flexible sealing foam(EPDM) sponge pad to excellent grip.
- ✓ Adjustable check valve available
- ✓ Durable and light weight aluminum body frame
- ✓ Easy Installation and low maintenance

Ordering Information

G 80 X 250 - L2 - E S - A3 R3 DN - G



① G Series (width)

- **G 80** - 84mm

② Length

- 150 - 150mm
- 200 - 200mm
- 220 - 220mm
- **250** - 250mm
- 300 - 300mm

⑧ Solenoid Terminal

- **DN** - DIN type without lead wire
- DL - DIN type with lamp without lead wire
- **CL** - Connector Type with lamp & 0.3 m lead wire

③ Vacuum Cartridge Type

	Feed Pressure MPa (psi)	Max Vacuum -kPa (-mmHg)	Max Vacuum flow NI/min (scfm)
MC2	0.4 (58)	85 (638)	171.6 (1.73)
LC2	0.6 (87)	75 (563)	400 (4.03)
• L2	0.6 (87)	75 (563)	724 (7.3)

Cartridge's selection according to the length (No②)

MC2 : 150 ~ 200 : VC203
LC2 : 220 ~ 250 : VCL302
L2 : 300 : VC303

④ Check Valve

- **E** - Standard
- A - Adjustable

⑤ Port Spacing

- **S** - Narrow
- W - Wide

⑨ Vacuum Switch

- **G** - Digital Gauge Attached (VTG-18)
- - - Not attached
- **S2(P)** - Digital output 2 points, No analog supply M8-4Pin male connector (0.3m lead wire)
- **SG2(P)** - Digital output 2 points, No analog supply (Grommet type 4 core, 2m lead wire)
- **SG3(P)** - Digital output 2 points, Analog Supply (Grommet type 5 core, 2m lead wire)

* Mark : ① S, (P)

L Output type : PNP open collector

② VC M8-4-2 : M8-4 pin female connector
Option for 'S2' or 'S2P'

⑥ Air Control Valve

- A1 - G1/4", N/C, AC110V
- A2 - G1/4", N/C, AC220V
- **A3** - G1/4", N/C, DC24V

⑦ Release Valve

- R1 - G1/8", N/C, AC110V
- R2 - G1/8", N/C, AC220V
- **R3** - G1/8", N/C, DC24V

* Remark : VMS18D Valve only

G80 Series Characteristics

Model	Air inlet Pressure Mpa (psi)	Air consumption N/m (scfm)	Max. Vacuum Flows N/m (scfm)	Max. Vacuum level -kPa (-mmHg)
G 80 X 150 MC2 ES...	0.4 (58)	64 (2.24)	171.6 (6)	85 (637.6)
G 80 X 200 L2 ES...	0.6 (87)	208 (7.28)	400 (14)	75 (563)
G 80 X 220 L2 ES...	0.6 (87)	208 (7.28)	400 (14)	75 (563)
G 80 X 250 L2 ES...	0.6 (87)	208 (7.28)	400 (14)	75 (563)
G 80 X 300 L2 ES...	0.6 (87)	208 (7.28)	724 (25.4)	75 (563)

G80 Series Holding Force (N) Ratio according to Length (mm)

Standard (ES TYPE)

Model	Holding force at 40% Sealing (N)	Holding force at 60% Sealing (N)	Holding force at 80% Sealing (N)	Holding force at 100% Sealing (N)	Weight Kg
G 80 X 150 MC2 ES...	48.0	52.7	113.7	290.1	1
G 80 X 200 L2 ES...	65.7	90.2	180.1	427.5	1.38
G 80 X 220 L2 ES...	107.8	144.3	239.9	555.4	1.48
G 80 X 250 L2 ES...	138.4	190.1	344.2	663.0	1.62
G 80 X 300 L2 ES...	198.9	248.9	389.8	798.2	1.84

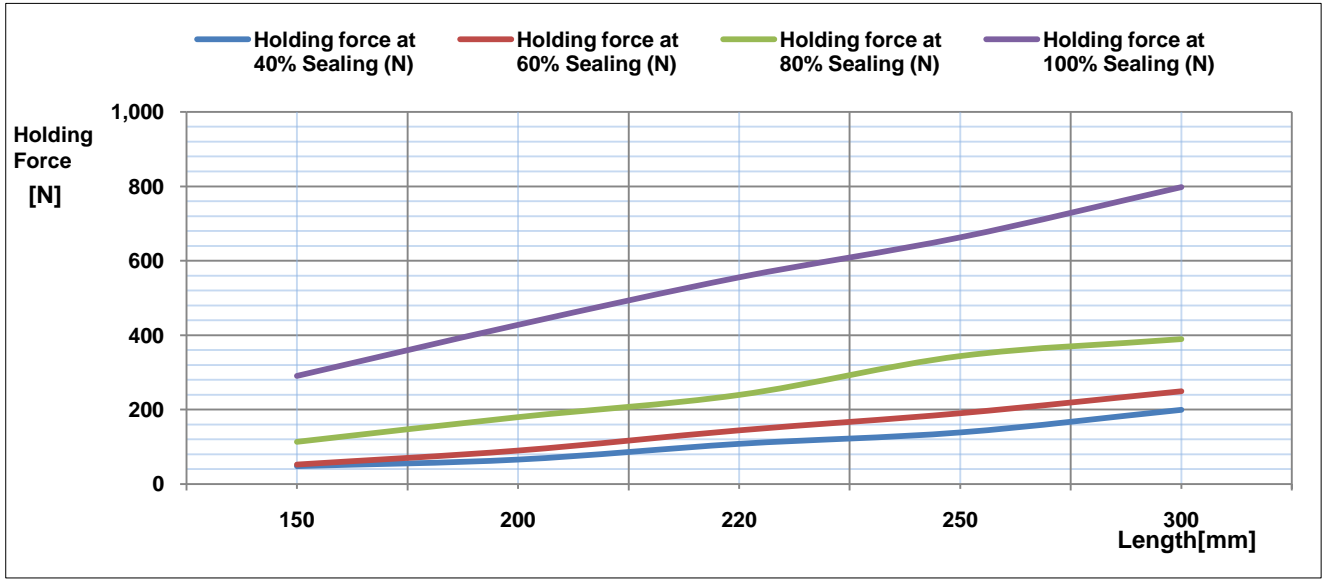
Adjustable (AW TYPE)

Model	Holding force at 40% Sealing (N)*	Holding force at 60% Sealing (N)*	Holding force at 80% Sealing (N)*	Holding force at 100% Sealing (N)*	Weight Kg
G 80 X 150 MC2 AW...	28.4	23.3	94.1	241.1	0.8
G 80 X 200 L2 AW...	46.1	60.8	160.5	378.5	1.24
G 80 X 220 L2 AW...	88.2	114.9	220.3	506.4	1.4
G 80 X 250 L2 AW...	118.8	160.7	324.6	614.0	1.55
G 80 X 300 L2 AW...	179.3	219.5	370.2	749.2	1.8

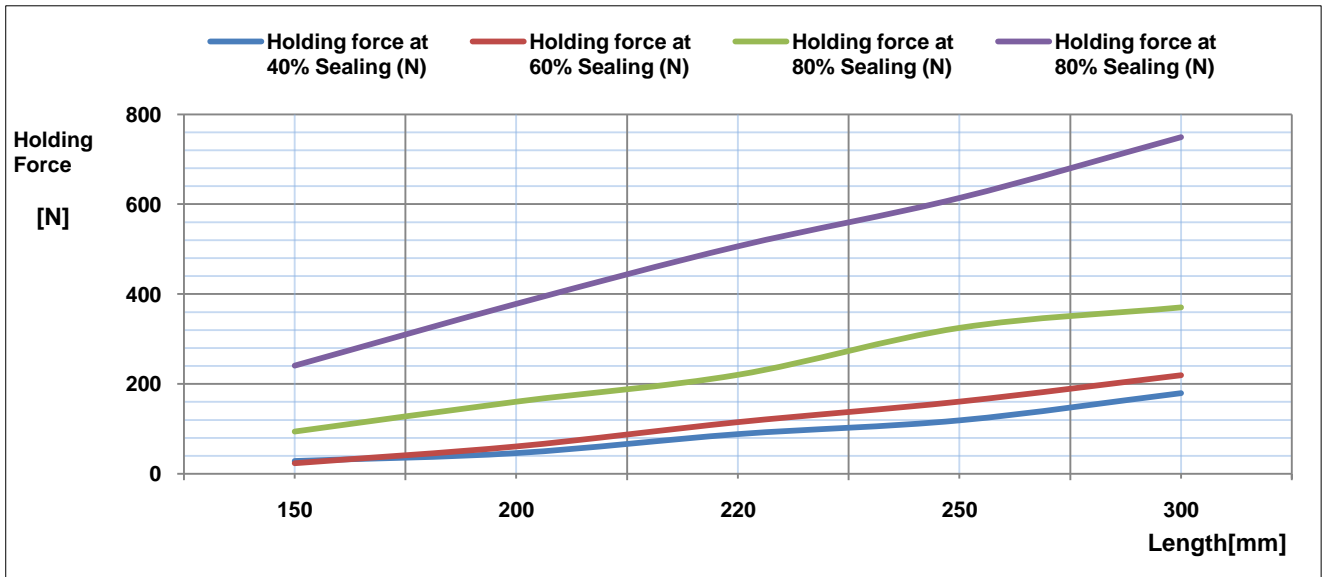
*Note : Actual Figure may be different according to the surface and porosity of product .

G80 Series Holding Force(N) according to Length(mm)

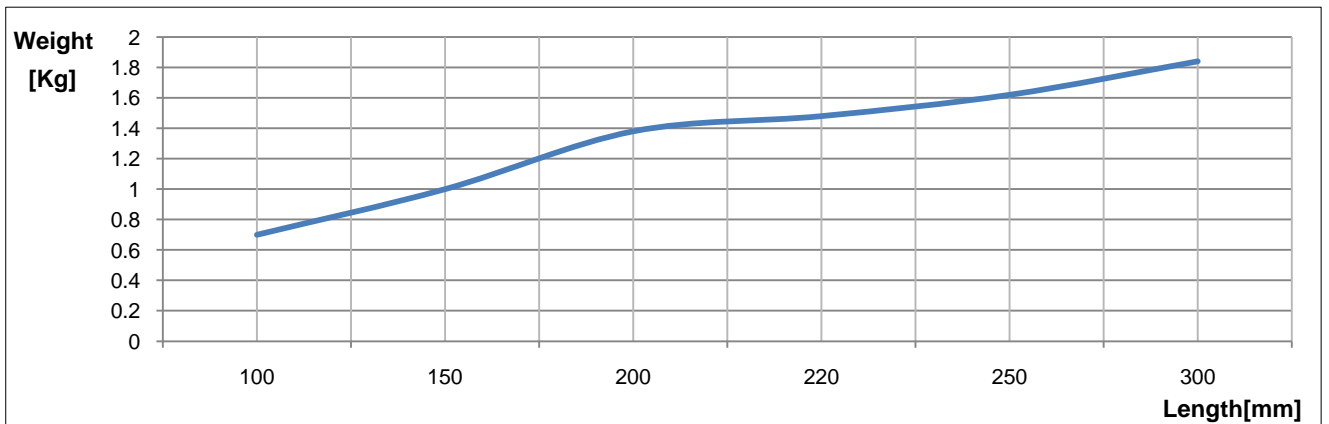
► ES Type



► AW Type

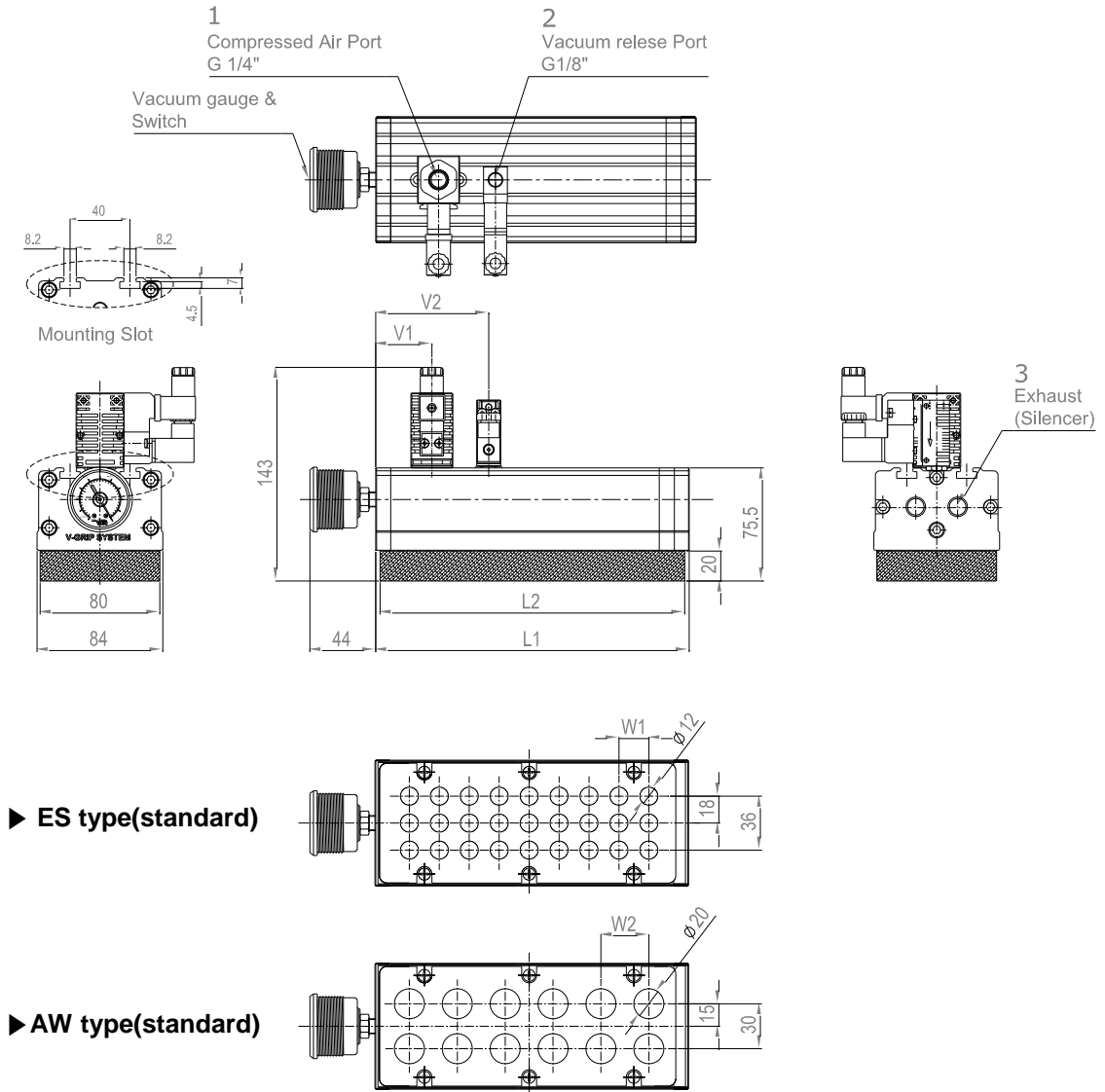


G80 Series Weight (kg) according to Length (mm)



Dimensions

▼ G 80 ... Series (150~300)



Measure unit : mm

Model	Length	Sponge Pad length	Standard vacuum port (Φ12)		Adjustable Vacuum Port (Φ20)		Air Control Valve		Release valve	
			L1	L2	Port Number	W1	Port Number	W2	V1	Type
G 80 X 150...	168	150	21	20	10	30	34	VMS14	73	VMS18D
G 80 X 200...	214	200	27	20	12	34	34	VMS14	73	VMS18D
G 80 X 220...	234	220	30	20	14	30	34	VMS14	73	VMS18D
G 80 X 250...	264	250	36	20	16	30	62	VMS14	24	VMS18D
G 80 X 300...	314	300	48	18	18	30	32	VMS14	70	VMS18D

G 130 Series

Max. vacuum level	: - 75 kPa (-563 mmHg)
Max. flow rate	: 2,896 NI/min (101.4 scfm)
Supply air pressure	: 4 ~ 6bar, max 7bar (58~87psi, Max.101.5 psi)
Air consumption	: 832 NI/min (29.1 scfm)
Supply air type	: Dry compressed air
Working temperature	: - 20°C ~ 80°C (-4°F ~ 176°F)
Noise level	: 55 ~ 65 dBA

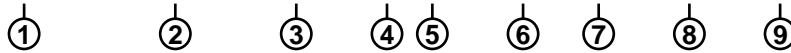


Features

- ✓ Handles various products with different shapes, sizes and porous material
- ✓ Flexible sealing foam(EPDM) sponge pad to excellent grip.
- ✓ Adjustable check valve available
- ✓ Durable and light weight aluminum body frame
- ✓ Easy Installation and low maintenance

Ordering Information

G 130 X 300 - L4 - E S - A3 R3 DN - G



① **G Series (width)**

G 130	-	134mm
--------------	---	-------

② **Length**

220	-	220mm
300	-	300mm
400	-	400mm
600	-	600mm
800	-	800mm
1000	-	1000mm
1200	-	1200mm

⑦ **Release Valve**

R1	-	N/C, AC110V
R2	-	N/C, AC220V
R3	-	N/C, DC24V

Valve's type according to the length (No②)
 Under 600mm : VMS18D
 Over 600mm : VMS14

⑧ **Solenoid Terminal**

DN	-	DIN type without lead wire
DL	-	DIN type with lamp without lead wire
CL	-	Connector Type with lamp & 0.3 m lead wire

③ **Vacuum Cartridge Type**

	Feed Pressure MPa (psi)	Max Vacuum Level -kPa (-mmHg)	Max Vacuum flow NI/min (scfm)
L2	0.6 (87)	75 (563)	724 (-25.6)
L3	0.6 (87)	75 (563)	1,086 (-38.4)
L4	0.6 (87)	75 (563)	1,448 (-51.1)
L5	0.6 (87)	75 (563)	1,810 (-63.9)
L6	0.6 (87)	75 (563)	2,172 (-76.7)
L7	0.6 (87)	75 (563)	2,534 (-89.5)
L8	0.6 (87)	75 (563)	2,896 (-102.3)

Cartridge's selection according to the length (No②) : 220 ~ 500mm: L2 ~ L4
 600 ~ 1200mm: L2 ~ L8

⑨ **Vacuum Switch**

G	-	Digital Gauge Attached (VTG-18)
-	-	Not attached
S2(P)	-	Digital output 2 points, No analog supply M8-4Pin male connector (0.3m lead wire)
SG2(P)	-	Digital output 2 points, No analog supply (Grommet type 4 core, 2m lead wire)
SG3(P)	-	Digital output 2 points, Analog Supply (Grommet type 5 core, 2m lead wire)

* Mark : ① S..(P)
 L Output type : PNP open collector
 ② VC M8-4-2 : M8-4 pin female connector
 Option for 'S2' or 'S2P'

④ **Check Valve**

E	-	Standard
A	-	Adjustable

⑤ **Port Spacing**

S	-	Narrow
W	-	Wide

⑥ **Air Control Valve**

A1	-	N/C, AC110V
A2	-	N/C, AC220V
A3	-	N/C, DC24V
D1	-	Double Solenoid AC110V
D2	-	Double Solenoid AC220V
D3	-	Double Solenoid DC24V

A.. : No ③ Restrict according to the vacuum cartridge
 L2 ~ L6: G1/4" : VMS14 Valve
 L7 ~ L8: G3/8" : VMS38 Valve
 D.. : G3/8" Double Solenoid Valve

Double Solenoid Valve is only possible DN, DL type in the No.8

G130 Series Characteristics

Model	Air inlet Pressure Mpa (psi)	Air consumption N/m (scfm)	Max. Vacuum Flows N/m (scfm)	Max. Vacuum level -kPa (-mmHg)
G 130 X 220 L4...	0.6 (87)	416 (14.6)	800 (28)	75 (563)
G 130 X 300 L4...	0.6 (87)	416 (14.6)	1,448 (51.1)	75 (563)
G 130 X 400 L4...	0.6 (87)	416 (14.6)	1,448 (51.1)	75 (563)
G 130 X 600 L8...	0.6 (87)	832 (29.1)	2,896 (102.3)	75 (563)
G 130 X 800 L8...	0.6 (87)	832 (29.1)	2,896 (102.3)	75 (563)
G 130 X 1000 L8...	0.6 (87)	832 (29.1)	2,896 (102.3)	75 (563)
G 130 X 1200 L8...	0.6 (87)	832 (29.1)	2,896 (102.3)	75 (563)

G130 Series Holding Force (N) Ratio according to Length (mm)

Standard (ES TYPE)

Model	Holding force at 40% Sealing (N)**	Holding force at 60% Sealing (N)**	Holding force at 80% Sealing (N)**	Holding force at 100% Sealing (N)**	Weight (Kg)*
G 130 X 220 L4 ES...	228	367	602	996	2.0
G 130 X 300 L4 ES...	293	484	869	1,342	2.7
G 130 X 400 L4 ES...	316	549	1,033	1,549	3.3
G 130 X 600 L8 ES...	535	1,445	1,650	2,738	5.3
G 130 X 800 L8 ES...	615	1,597	2,558	4,204	6.7
G 130 X 1000 L8 ES...	676	1,590	2,370	4,410	8.1
G 130 X 1200 L8 ES...	719	2,609	3,682	4,906	9.6

Adjustable (AW TYPE)

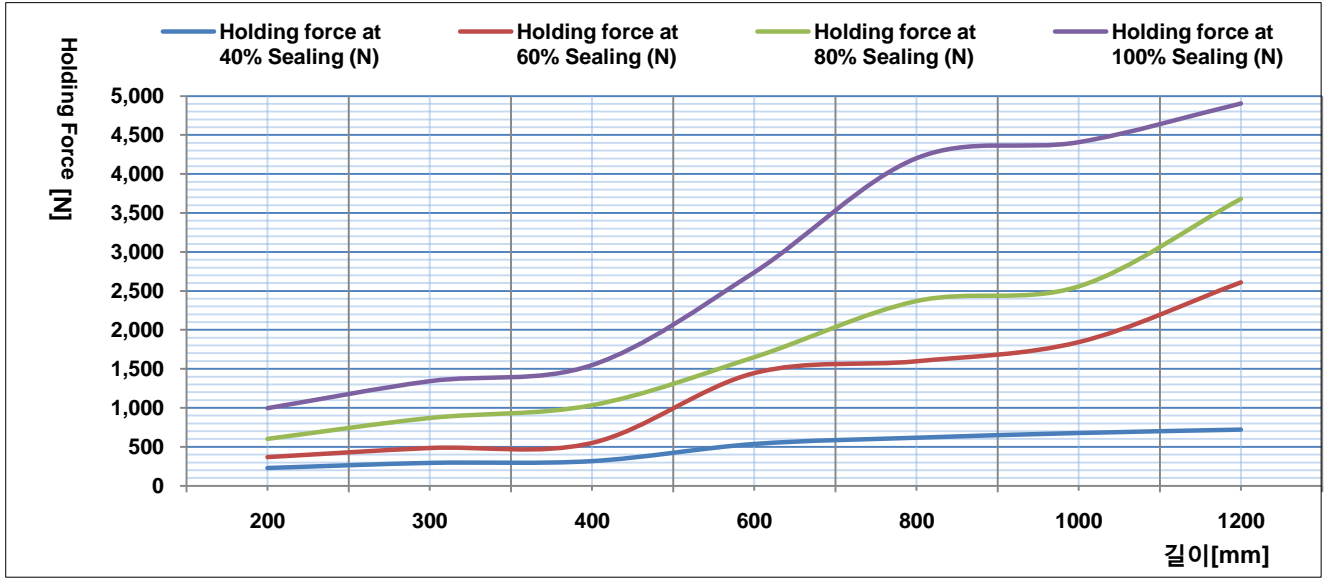
Model	Holding force at 40% Sealing (N)**	Holding force at 60% Sealing (N)**	Holding force at 80% Sealing (N)**	Holding force at 100% Sealing (N)**	Weight (Kg)*
G 130 X 220 L4 AW...	205	327	518.4	867	1.8
G 130 X 300 L4 AW...	251	498	805	1,402	2.6
G 130 X 400 L4 AW...	266	594	1,392	1,602	3.2
G 130 X 600 L8 AW...	573	1,464	1,630	2,822	5.2
G 130 X 800 L8 AW...	593	1,474	1,897	4,274	6.6
G 130 X 1000 L8 AW...	634	1,483	3,040	4,791	8.1
G 130 X 1200 L8 AW...	999	2,357	3,696	4,827	9.4

** Note : Actual Figure may be different according to the surface and porosity of product .

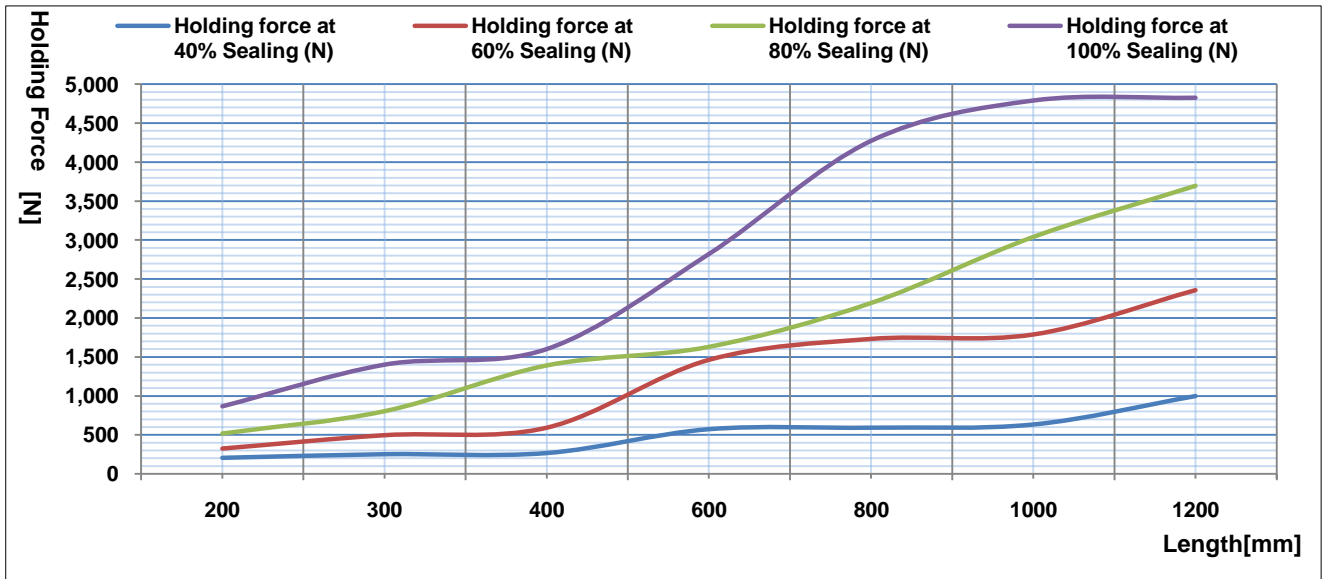
* Weight of Flange mount not included.

G130 Series Holding Force(N) according to Length(mm)

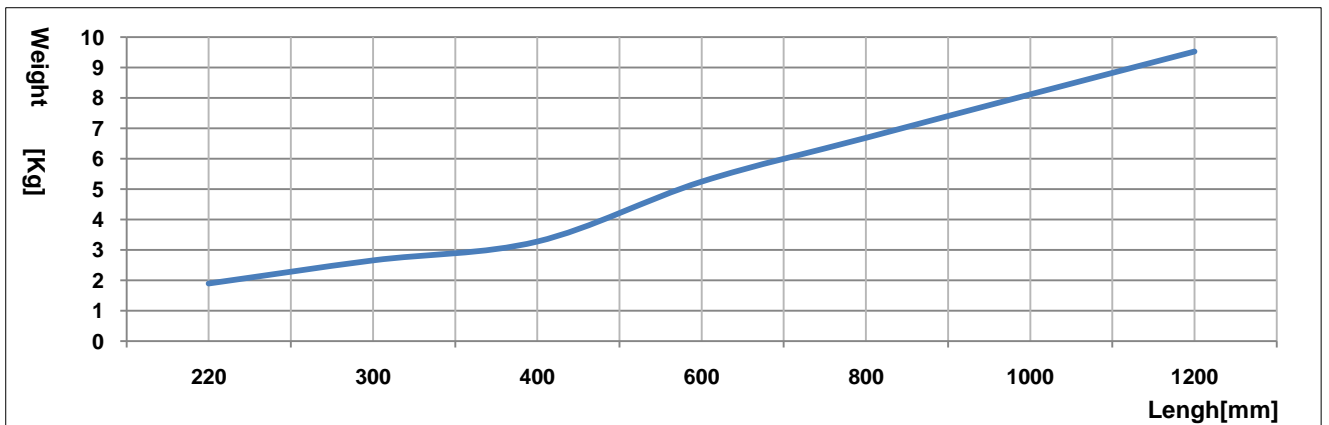
► ES Type



► AW Type



G130 Series Weight (kg) according to Length (mm)

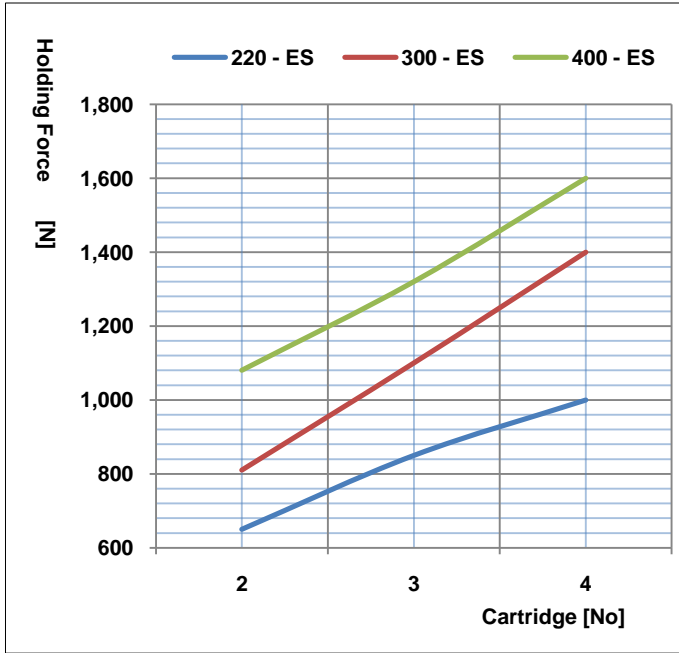


G130 Series Holding Force(N) according to the Number of Cartridge

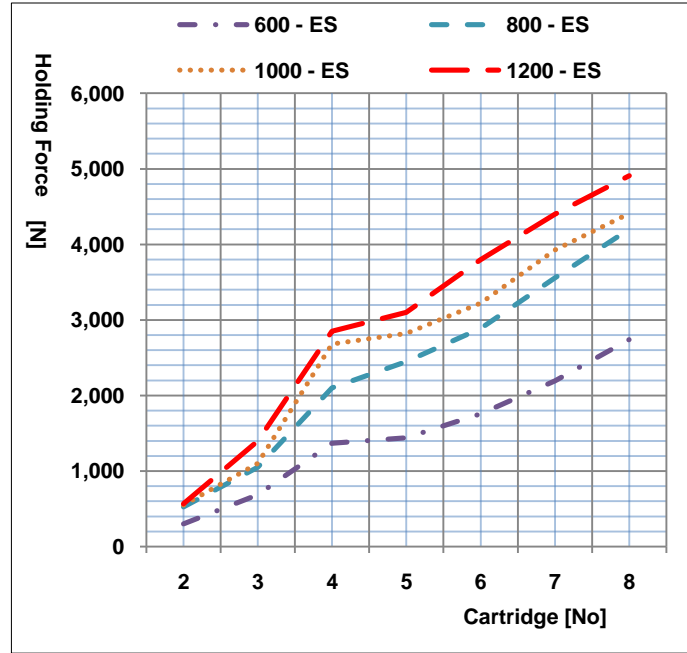
※ Models G130X400 and under : 2~4 Cartridge possible
 Models G130X600 and over : 2~8 Cartridge possible

► ES Type

220 / 300 / 400

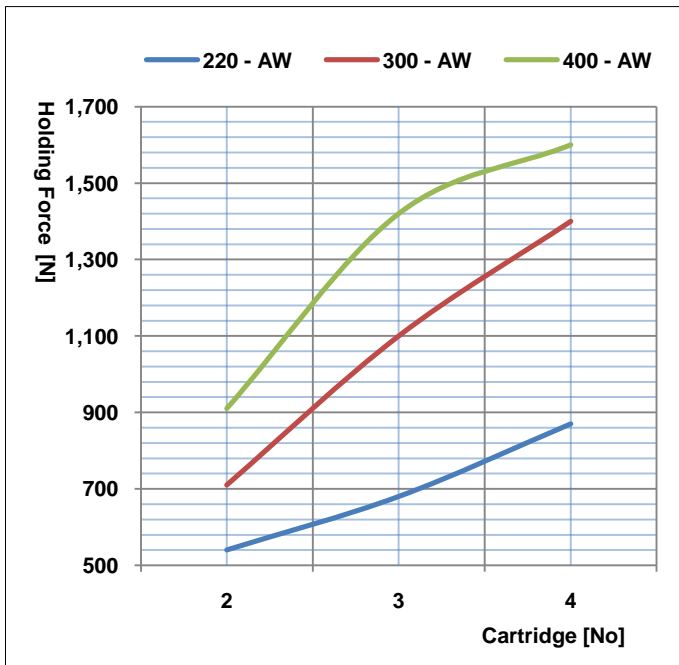


600 / 800 / 1000 / 1200

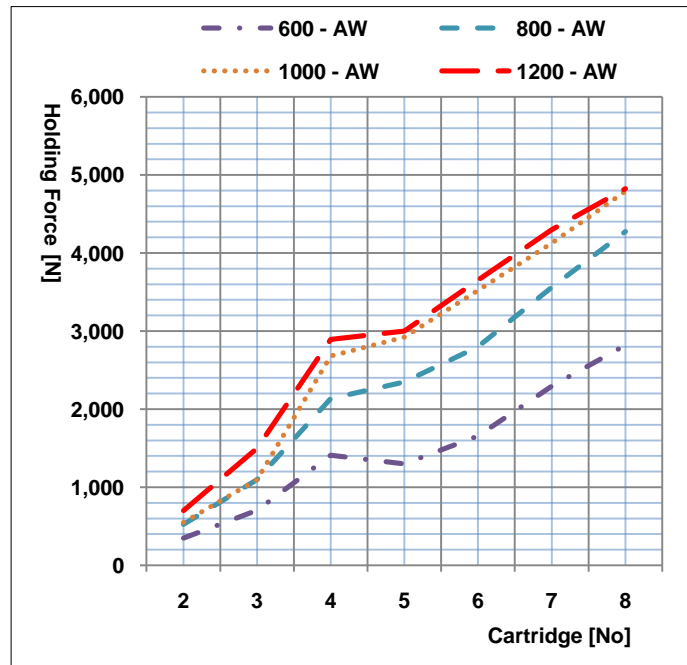


► AW Type

220 / 300 / 400

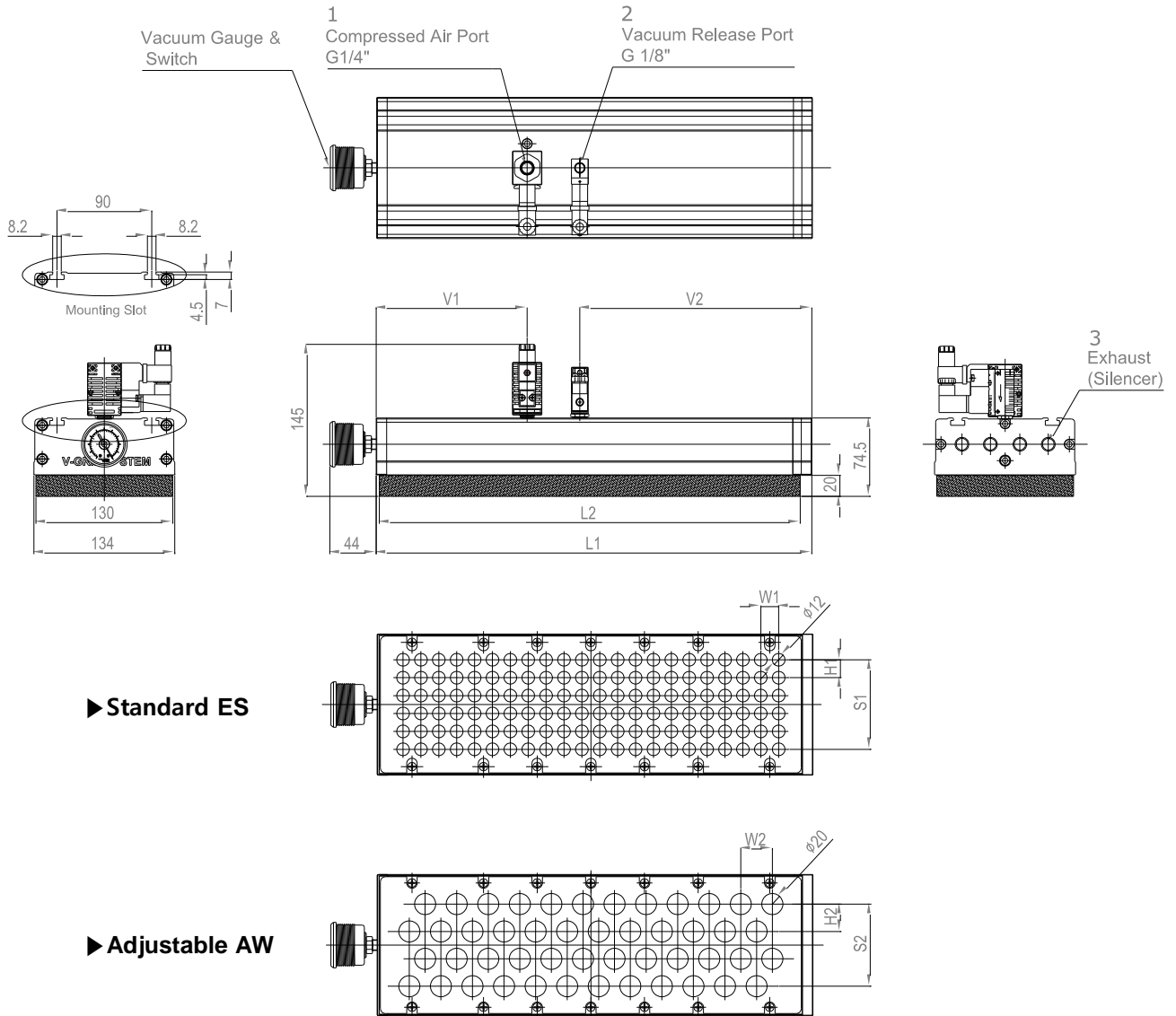


600 / 800 / 1000 / 1200



Dimensions

▼ G 130 ... Series(220~400)



► Standard ES

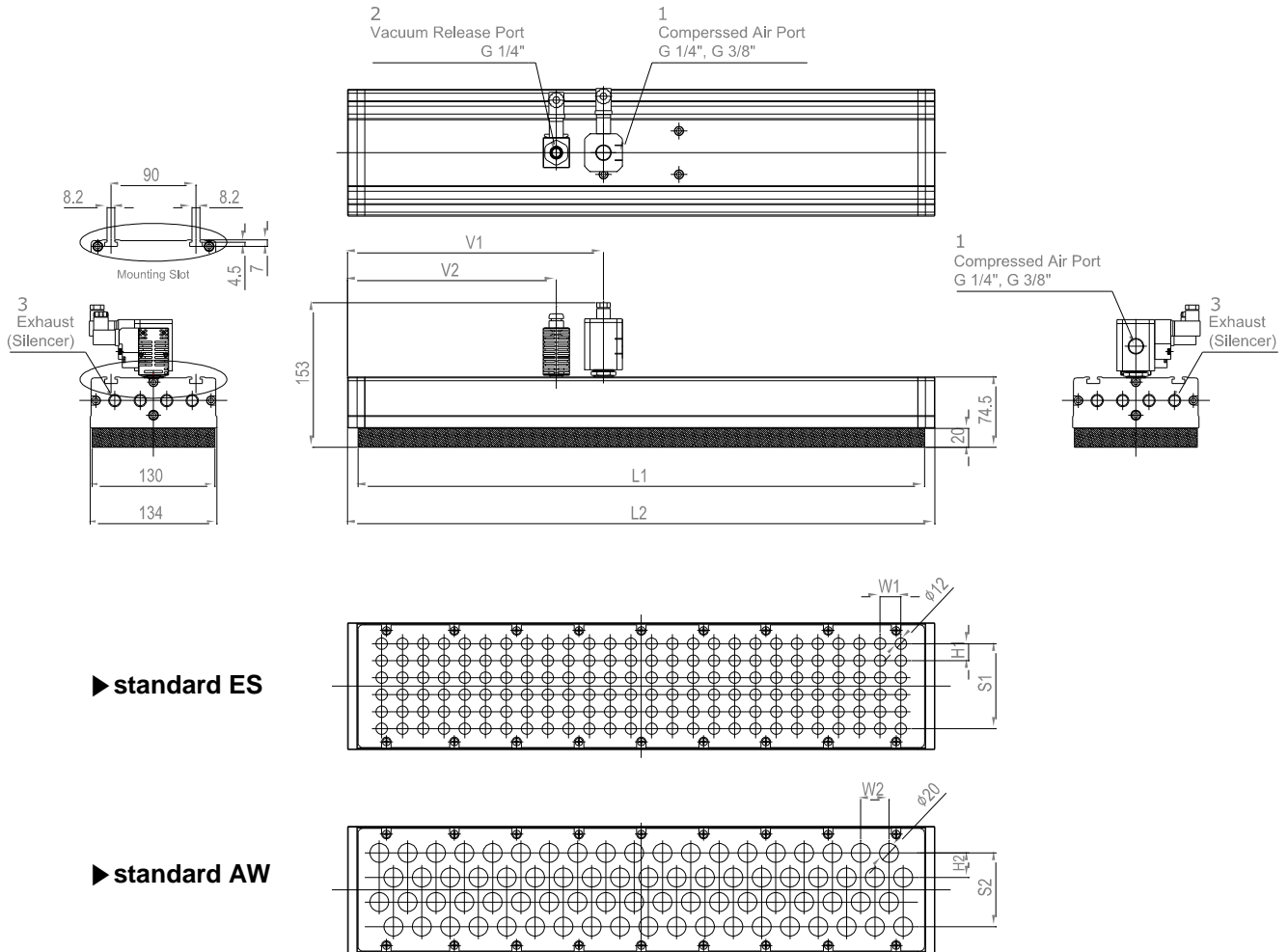
► Adjustable AW

Measure Unit : mm

Model	Length	Sponge Pad length	Standard vacuum port(Φ12)				Adjustable Vacuum Port(Φ20)				Air Control Valve		Release valve	
	L1		L2	No	W1	H1	S1	No	W2	H2	S3	V1	Type	V2
G 130 X 220...	234	220	66	17	17	85	26	14	24	72	33	VMS14	123	VMS18D
G 130 X 300...	314	300	96	17	17	85	38	14	25	72	33	VMS14	203	VMS18D
G 130 X 400...	414	400	132	17	17	85	48	14	26	72	133	VMS14	203	VMS18D

Dimensions

▼ G 130 ... Series(600~1200)



Measure unit : mm

Model	Length	Sponge Pad Length	Standard vacuum port (Φ12)				Adjustable Vacuum Port(Φ20)				Air Control Valve		Release valve	
	L1		L2	No	W1	H1	S1	No	W2	H2	S2	V1*	Type**	V2
G 130 X 600...	614	600	156	22	18	90	76	15	26	78	263 271	VMS14 VMS38	221	VMS14
G 130 X 800...	814	800	210	22	18	90	104	15	26	78	263 271	VMS14 VMS38	221	VMS14
G 130 X 1000...	1028	1000	348	17	17	85	133	18.5	21	79	263 271	VMS14 VMS38	221	VMS14
G 130 X 1200...	1214	1200	324	22	18	90	156	15	26	78	263 271	VMS14 VMS38	221	VMS14

* Cartridge 2~4 model : 263mm
Cartridge 5~8 model : 271mm

** Cartridge 2~6 model : using VMS14 Valve
Cartridge 7~8 model : using VMS38 Valve

G 200 Series

- Max. vacuum level : **- 75 kPa** (-563 mmHg)
- Max. flow rate : **2,896 NI/min** (101.4 scfm)
- Supply air pressure : **4 ~ 6bar, max 7bar**
(58~87psi, Max.101.5 psi)
- Air consumption : **832 NI/min** (29.1 scfm)
- Supply air type : **Dry compressed air**
- Working temperature : **- 20°C ~ 80°C** (-4°F ~ 176°F)
- Noise level : **55 ~ 65 dBA**



Features

- ✓ Handles various products with different shapes, sizes and porous material
- ✓ Flexible sealing foam(EPDM) sponge pad to excellent grip.
- ✓ Adjustable check valve available
- ✓ Durable and light weight aluminum body frame
- ✓ Easy Installation and low maintenance

Ordering Information

G 200 X 300 - L4 - E S - A3 R3 DN - G



- ① **G Series (width)**
- G 200** - 204mm
- ② **Length**
- 250 - 250mm
 - 300** - 300mm
 - 400 - 400mm
 - 600 - 600mm
 - 800 - 800mm
 - 1000 - 1000mm
 - 1200 - 1200mm

③ **Vacuum Cartridge Type**

	Feed Pressure MPa (psi)	Max Vacuum Level -kPa (-mmHg)	Max Vacuum flow NI/min (scfm)
L2	0.6 (87)	75 (563)	724(-25.6)
L3	0.6 (87)	75 (563)	1,086(-38.4)
L4	0.6 (87)	75 (563)	1,448(-51.1)
L5	0.6 (87)	75 (563)	1,810(-63.9)
L6	0.6 (87)	75 (563)	2,172(-76.7)
L7	0.6 (87)	75 (563)	2,534(-89.5)
L8	0.6 (87)	75 (563)	2,896(-102.3)

- ④ **Check Valve**
- E** - Standard
 - A - Adjustable

Cartridge's selection according to the length (No②) : 220 ~ 500mm: L2 ~ L4
600 ~ 1200mm: L2 ~ L8

- ⑤ **Port Spacing**
- S** - Narrow
 - W - Wide

- ⑦ **Release Valve**
- R1 - N/C, AC110V
 - R2 - N/C, AC220V
 - R3** - N/C, DC24V

- ⑨ **Vacuum Switch**
- G** - Digital Gauge Attached (VTG-18)
 - - Not attached
 - S2(P) - Digital output 2 points, No analog supply
M8-4Pin male connector (0.3m lead wire)
 - SG2(P) - Digital output 2 points, No analog supply
(Grommet type 4 core, 2m lead wire)
 - SG3(P) - Digital output 2 points, Analog Supply
(Grommet type 5 core, 2m lead wire)

- ⑥ **Air Control Valve**
- A1 - N/C, AC110V
 - A2 - N/C, AC220V
 - A3** - N/C, DC24V
 - D1 - Double Solenoid AC110V
 - D2 - Double Solenoid AC220V
 - D3 - Double Solenoid DC24V

- Valve's type according to the length (No②)
Under 600mm : VMS18D
Over 600mm : VMS14
- ⑧ **Solenoid Terminal**
- DN** - DIN type without lead wire
 - DL - DIN type with lamp without lead wire
 - Connector Type with
 - CL - lamp & 0.3 m lead wire

A.. : No ③ Restrict according to the vacuum cartridge
L2 ~ L5: G1/4" : VMS14 Valve
L6 ~ L8: G3/8" : VMS38 Valve
D.. : G3/8" Double Solenoid Valve

* Mark : ① S..(P)
L Output type : PNP open collector
② VC M8-4-2 : M8-4 pin female connector
Option for 'S2' or 'S2P'

Double Solenoid Valve is only possible DN, DL type in the No.8

G200 Series Characteristics

Model	Air inlet Pressure Mpa (psi)	Air consumption N/m (scfm)	Max. Vacuum Flows N/m (scfm)	Max. Vacuum level -kPa (-mmHg)
G 200 X 250 L4...	0.6 (87)	416 (14.6)	800 (28)	75 (563)
G 200 X 300 L4...	0.6 (87)	416 (14.6)	1,448 (51.1)	75 (563)
G 200 X 400 L4...	0.6 (87)	416 (14.6)	1,448 (51.1)	75 (563)
G 200 X 600 L8...	0.6 (87)	832 (29.1)	2,896 (102.3)	75 (563)
G 200 X 800 L8...	0.6 (87)	832 (29.1)	2,896 (102.3)	75 (563)
G 200 X 1000 L8...	0.6 (87)	832 (29.1)	2,896 (102.3)	75 (563)
G 200 X 1200 L8...	0.6 (87)	832 (29.1)	2,896 (102.3)	75 (563)

G200 Series Holding Force (N) Ratio according to Length (mm)

■ Standard (ES TYPE)

Model	Holding force at 40% Sealing (N)	Holding force at 60% Sealing (N)	Holding force at 80% Sealing (N)	Holding force at 100% Sealing (N)	Weight (Kg)*
G 200 X 220 L4 ES...	343.7	621.8	1180.9	2042.6	2.8
G 200 X 300 L4 ES...	500.3	795.0	1565.3	2807.5	3.5
G 200 X 400 L4 ES...	539.2	901.8	1800.1	3407.0	4.4
G 200 X 600 L8 ES...	913.2	2375.8	2880.2	5962.3	7.1
G 200 X 800 L8 ES...	1049.1	2625.1	4118.6	9658.9	8.6
G 200 X 1000 L8 ES...	1152.3	3028.7	4489.3	10141.8	10.1
G 200 X 1200 L8 ES...	1226.7	4288.9	6509.5	11358.9	12.5

■ Adjustable (AW TYPE)

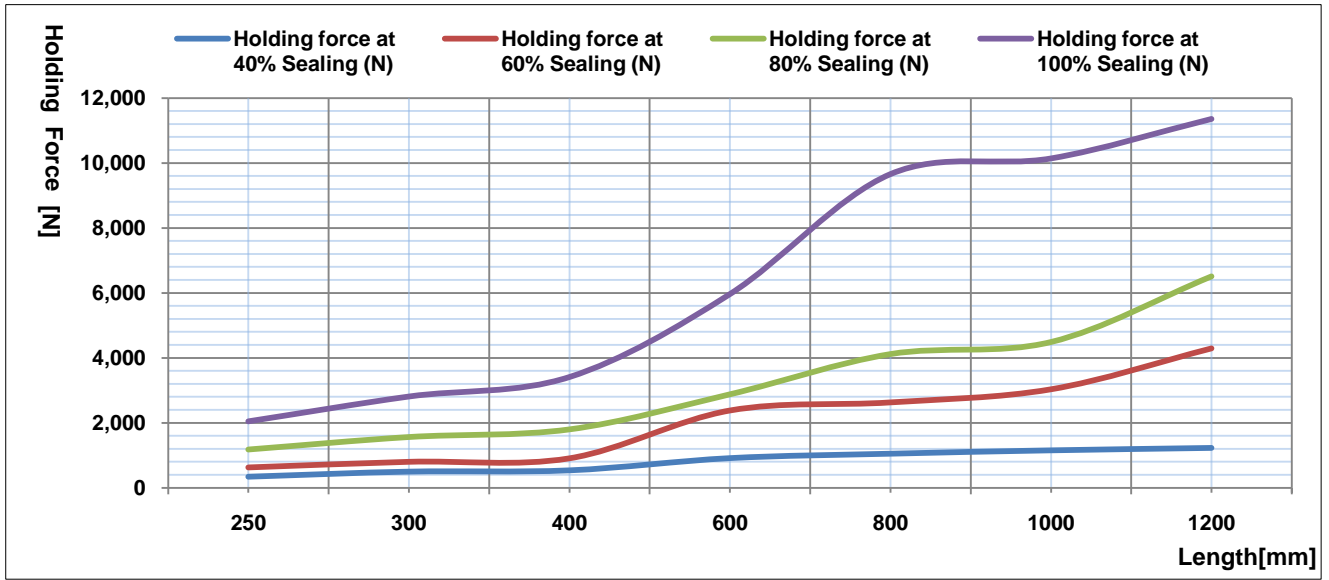
Model	Holding force at 40% Sealing (N)	Holding force at 60% Sealing (N)	Holding force at 80% Sealing (N)	Holding force at 100% Sealing (N)	Weight (Kg)*
G 200 X 220 L4 AW...	245.7	523.8	1033.9	1959.0	2.8
G 200 X 300 L4 AW...	402.3	697.0	1418.3	2764.3	3.6
G 200 X 400 L4 AW...	462.6	871.3	2070.7	2985.5	4.4
G 200 X 600 L8 AW...	925.3	2195.6	2899.0	6120.2	7.0
G 200 X 800 L8 AW...	990.0	2415.2	3652.8	8751.9	7.5
G 200 X 1000 L8 AW...	1059.3	2536.0	5113.9	9277.1	8.9
G 200 X 1200 L8 AW...	1694.9	3322.1	6443.5	9555.4	11.5

** Note : Actual Figure may be different according to the surface and porosity of product .

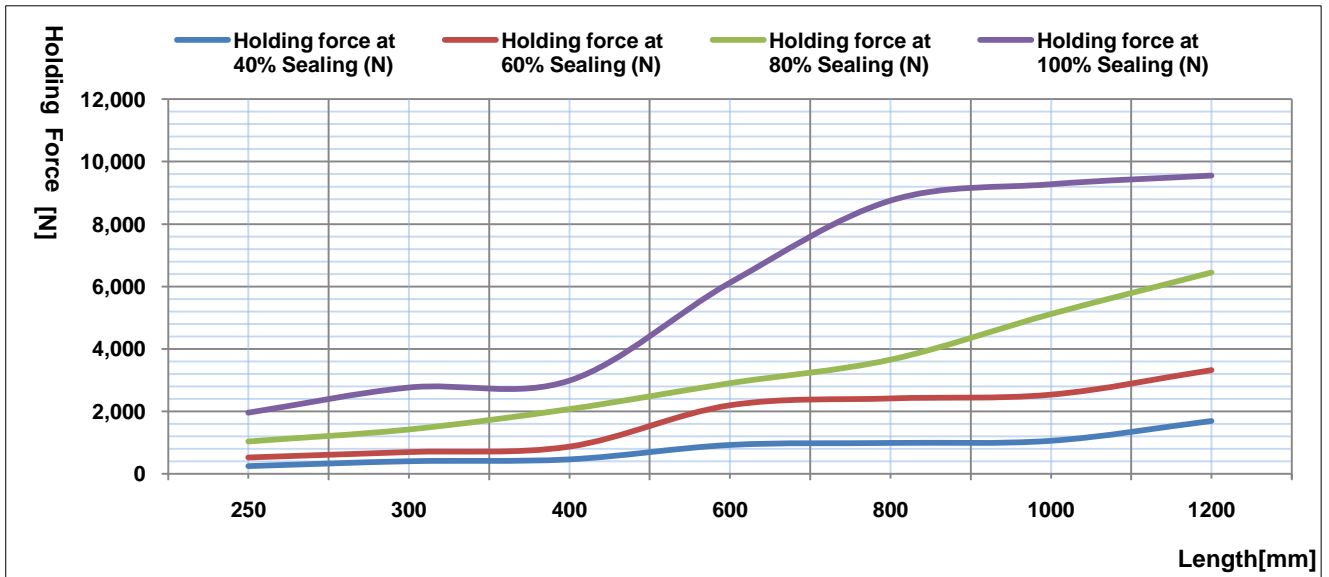
* Weight of Flange mount not included.

G200 Series Holding Force(N) according to Length(mm)

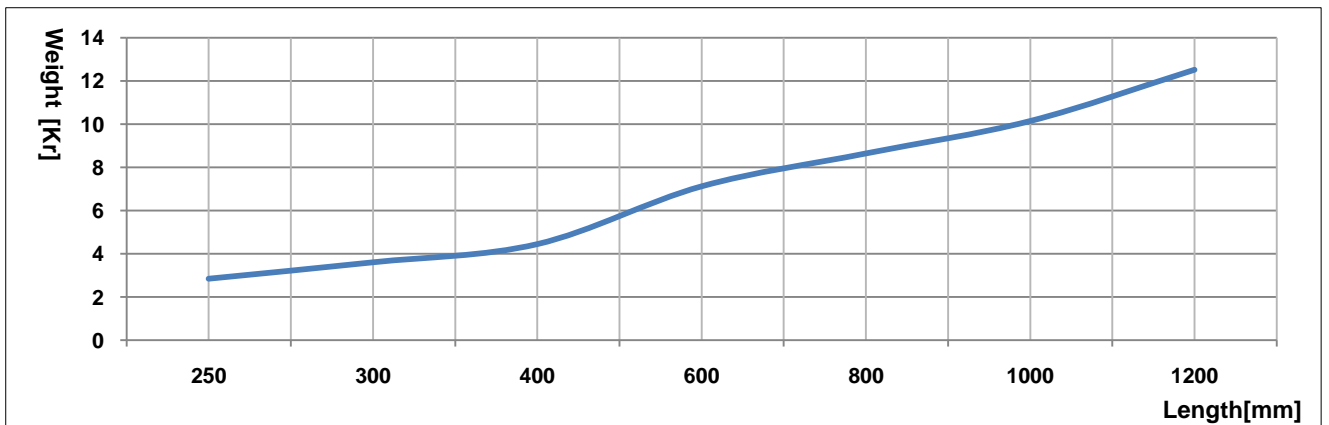
► ES Type



► AW Type



G200 Series Weight (kg) according to Length (mm)

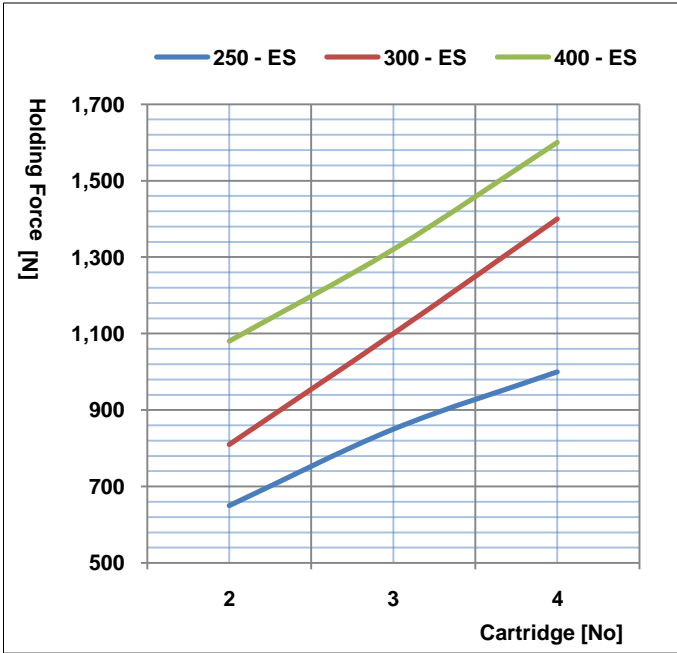


G200 Series Holding Force(N) according to the Number of Cartridge (on each length)

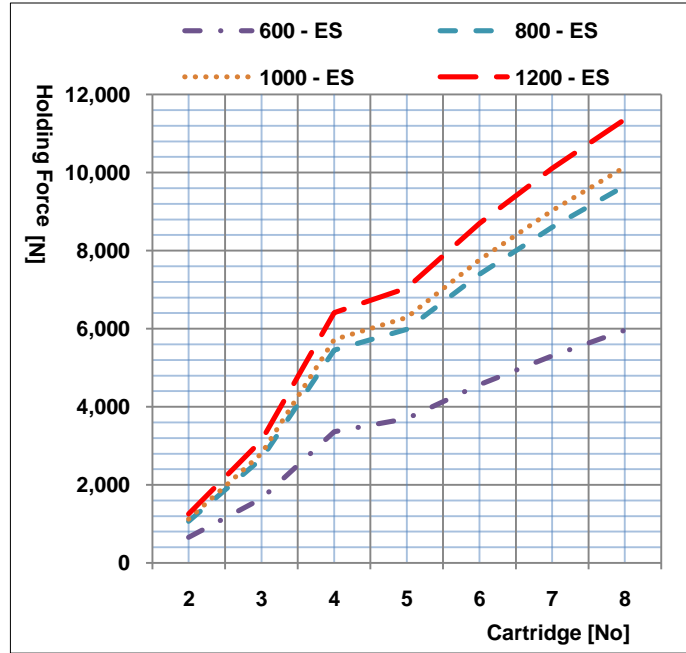
※ Models G200X400 and under : 2~4 Cartridge is possible
 Models G200X600 and over : 2~8 Cartridge is possible

► ES Type

250 / 300 / 400

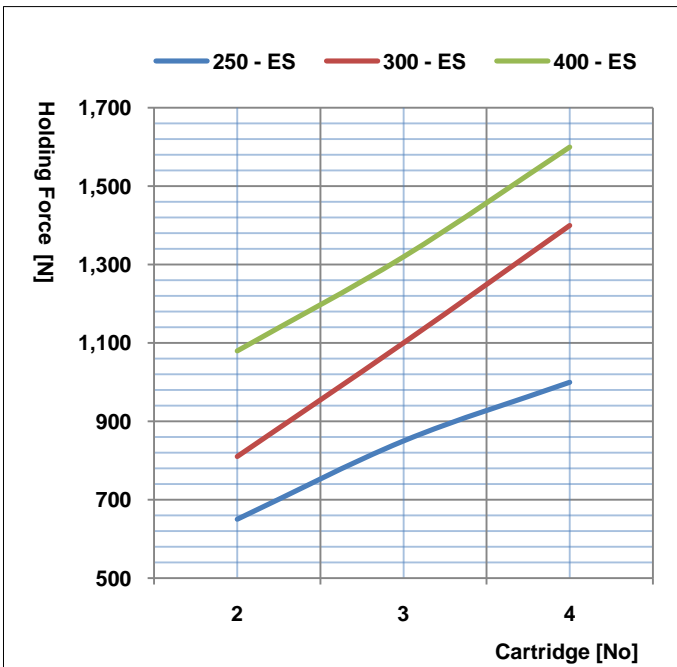


600 / 800 / 1000 / 1200

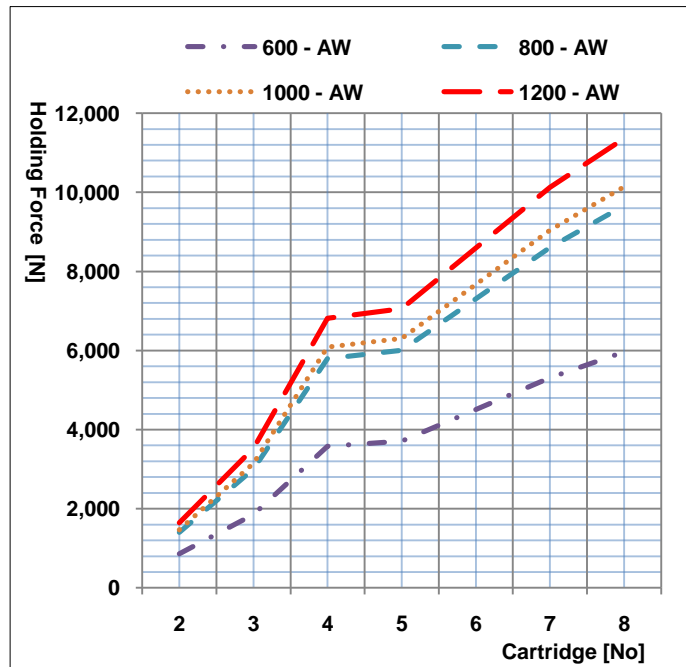


► AW Type

250 / 300 / 400

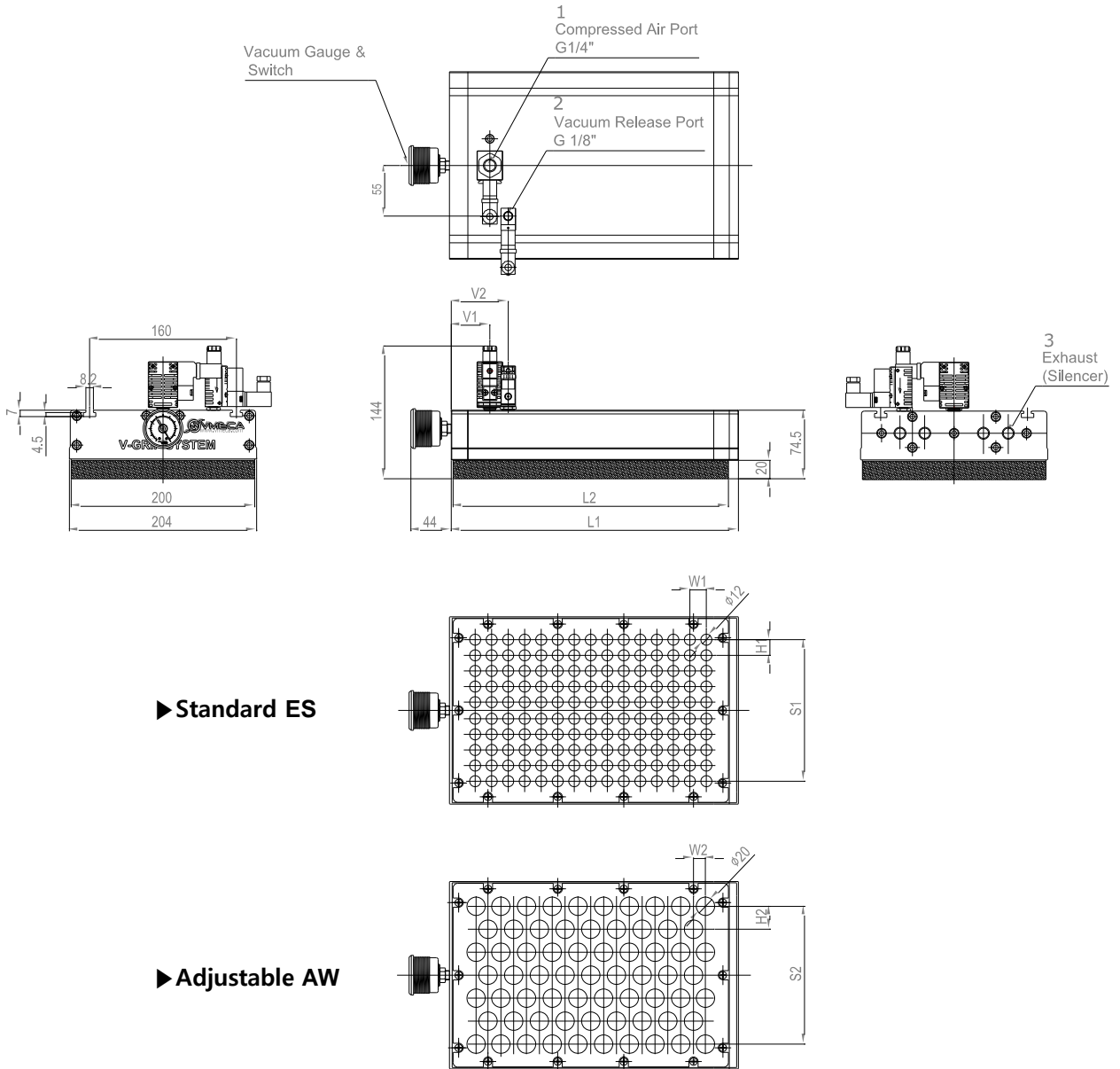


600 / 800 / 1000 / 1200



Dimensions

▼ G 200 ... Series(220~400)

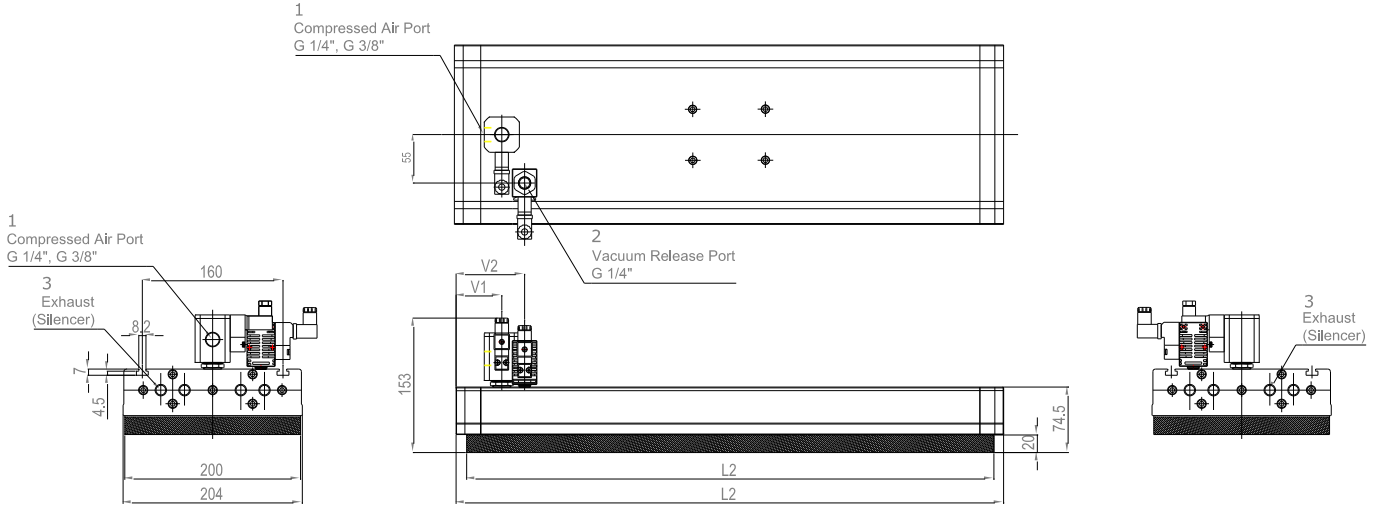


Measure Unit : mm

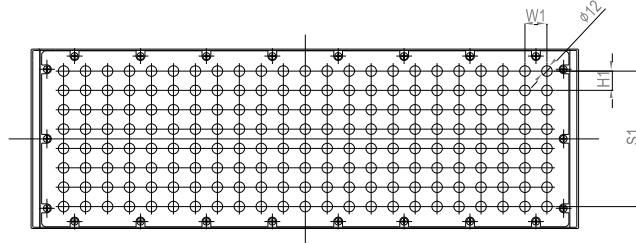
Model	Length	Sponge Pad Length	Standard Vacuum Port (Φ12)				Adjustable Vacuum Port (Φ20)				Air Control Valve		Release Valve	
	L1		L2	No.	W1	H1	S1	No.	W2	H2	S2	V1	Type	V2
G 200 X 250...	253	220	110	18	17	154	53	14	25	150	61.7	VMS14	81.7	VMS18D
G 200 X 300...	315	300	150	18	17	154	72	13	25	150	44	VMS14	64	VMS18D
G 200 X 400...	415	400	120	25	22	154	112	20	24	148	44	VMS14	40	VMS18D

Dimensions

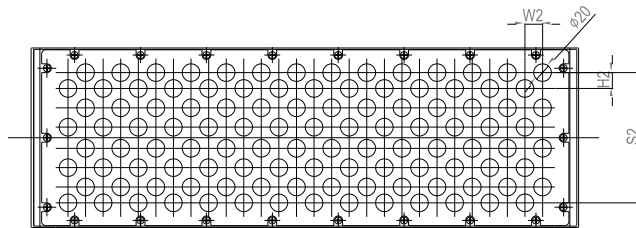
▼ G 200 ... Series(600~1200)



► Standard ES



► Adjustable AW



Measure Unit : mm

Model	Full Length	Sponge Pad Length	Standard Vacuum Port(Φ12)			Adjustable Vacuum Port (Φ20)			Air control Valve		Release Valve			
	L1	L2	No	W1	H1	S1	No	W2	H2	S2	V1*	Type**	V2***	Type
G 200 X 600...	623	600	176	25	22	154	76	20	24	148	44 56	VMS14 VMS38	70 77	VMS14
G 200 X 800...	823	800	248	25	22	154	104	20	24	148	44 56	VMS14 VMS38	70 77	VMS14
G 200 X 1000...	1023	1000	312	25	22	154	133	20	24	148	44 56	VMS14 VMS38	70 77	VMS14
G 200 X 1200...	1223	1200	376	25	22	154	156	20	24	148	44 56	VMS14 VMS38	70 77	VMS14

* Cartridge 2~4 Model : 44mm
Cartridge 5~8 Model : 56mm

** Cartridge 2~6 Model : Use VMS14 Valve
Cartridge 7~8 Model : Use VMS38 Valve

*** Cartridge 2~6 Model : 70mm
Cartridge 7~8 Model : 77mm

G 300 Series

Max. vacuum level	: - 75 kPa (-563 mmHg)
Max. flow rate	: 2,896 NI/min (101.4 scfm)
Supply air pressure	: 4 ~ 6bar, max 7bar (58~87psi, Max.101.5 psi)
Air consumption	: 832 NI/min (29.1 scfm)
Supply air type	: Dry compressed air
Working temperature	: - 20°C ~ 80°C (-4°F ~ 176°F)
Noise level	: 55 ~ 65 dBA

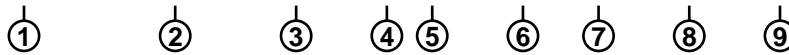


Features

- ✓ Handles various products with different shapes, sizes and porous material
- ✓ Flexible sealing foam(EPDM) sponge pad to excellent grip.
- ✓ Adjustable check valve available
- ✓ Durable and light weight aluminum body frame
- ✓ Easy Installation and low maintenance

Ordering Information

G 300 X 300 - L4 - E S - A3 R3 DN - G



① **G Series (width)**

G 300	-	304mm
-------	---	-------

② **Length**

300	-	300mm
400	-	400mm
600	-	600mm
800	-	800mm
1000	-	1000mm
1200	-	1200mm

⑦ **Release Valve**

R1	-	N/C, AC110V
R2	-	N/C, AC220V

• **R3** - N/C, DC24V

Valve's type according to the length (No②)
Under 600mm : VMS18D
Over 600mm : VMS14

⑧ **Solenoid Terminal**

DN	-	DIN type without lead wire
DL	-	DIN type with lamp without lead wire
CL	-	Connector Type with lamp & 0.3 m lead wire

③ Vacuum Cartridge Type

	Feed Pressure MPa (psi)	Max Vacuum Level -kPa (-mmHg)	Max Vacuum flow NI/min (scfm)
L2	0.6 (87)	75 (563)	724(-25.6)
L3	0.6 (87)	75 (563)	1,086(-38.4)
• L4	0.6 (87)	75 (563)	1,448(-51.1)
L5	0.6 (87)	75 (563)	1,810(-63.9)
L6	0.6 (87)	75 (563)	2,172(-76.7)
L7	0.6 (87)	75 (563)	2,534(-89.5)
L8	0.6 (87)	75 (563)	2,896(-102.3)

Cartridge's selection according to the length (No②) : 220 ~ 500mm: L2 ~ L4
600 ~ 1200mm: L2 ~ L8

⑨ Vacuum Switch

• G	-	Digital Gauge Attached (VTG-18)
-	-	Not attached
S2(P)	-	Digital output 2 points, No analog supply M8-4Pin male connector (0.3m lead wire)
SG2(P)	-	Digital output 2 points, No analog supply (Grommet type 4 core, 2m lead wire)
SG3(P)	-	Digital output 2 points, Analog Supply (Grommet type 5 core, 2m lead wire)

* Mark : ① S..(P)
L Output type : PNP open collector
② VC M8-4-2 : M8-4 pin female connector
Option for 'S2' or 'S2P'

④ Check Valve

• E	-	Standard
A	-	Adjustable

⑤ Port Spacing

• S	-	Narrow
W	-	Wide

⑥ Air Control Valve

A1	-	N/C, AC110V
A2	-	N/C, AC220V
• A3	-	N/C, DC24V
D1	-	Double Solenoid AC110V
D2	-	Double Solenoid AC220V
D3	-	Double Solenoid DC24V

A.. : No ③ Restrict according to the vacuum cartridge
L2 ~ L5: G1/4" : VMS14 Valve
L6 ~ L8: G3/8" : VMS38 Valve
D.. : G3/8" Double Solenoid Valve

Double Solenoid Valve is only possible DN, DL type in the No.8

G300 Series Characteristics

Model	Air inlet Pressure Mpa (psi)	Air consumption N/m (scfm)	Max. Vacuum Flows N/m (scfm)	Max. Vacuum level -kPa (-mmHg)
G 300 X 300 L4...	0.6 (87)	416 (14.6)	1,448 (51.1)	75 (563)
G 300 X 400 L4...	0.6 (87)	416 (14.6)	1,448 (51.1)	75 (563)
G 300 X 600 L8...	0.6 (87)	832 (29.1)	2,896 (102.3)	75 (563)
G 300 X 800 L8...	0.6 (87)	832 (29.1)	2,896 (102.3)	75 (563)
G 300 X 1000 L8...	0.6 (87)	832 (29.1)	2,896 (102.3)	75 (563)
G 300 X 1200 L8...	0.6 (87)	832 (29.1)	2,896 (102.3)	75 (563)

G300 Series Holding Force (N) % according to Length (mm)

Standard (ES TYPE)

Model	Holding force at 40% Sealing (N)	Holding force at 60% Sealing (N)	Holding force at 80% Sealing (N)	Holding force at 100% Sealing (N)	Weight (Kg)*
G 300 X 300 L4 ES...	409.7	867.1	1743.4	4193.4	3.8
G 300 X 400 L4 ES...	654.1	983.5	2004.9	4738.6	6.1
G 300 X 600 L8 ES...	1107.9	2591.1	3207.9	8197.7	9.6
G 300 X 800 L8 ES...	1272.7	2863.0	4587.3	13239.3	12.2
G 300 X 1000 L8 ES...	1397.9	3303.1	5000.1	13901.3	14.8
G 300 X 1200 L8 ES...	1488.2	4677.4	7250.2	15986.5	17.5

Adjustable(AW TYPE)

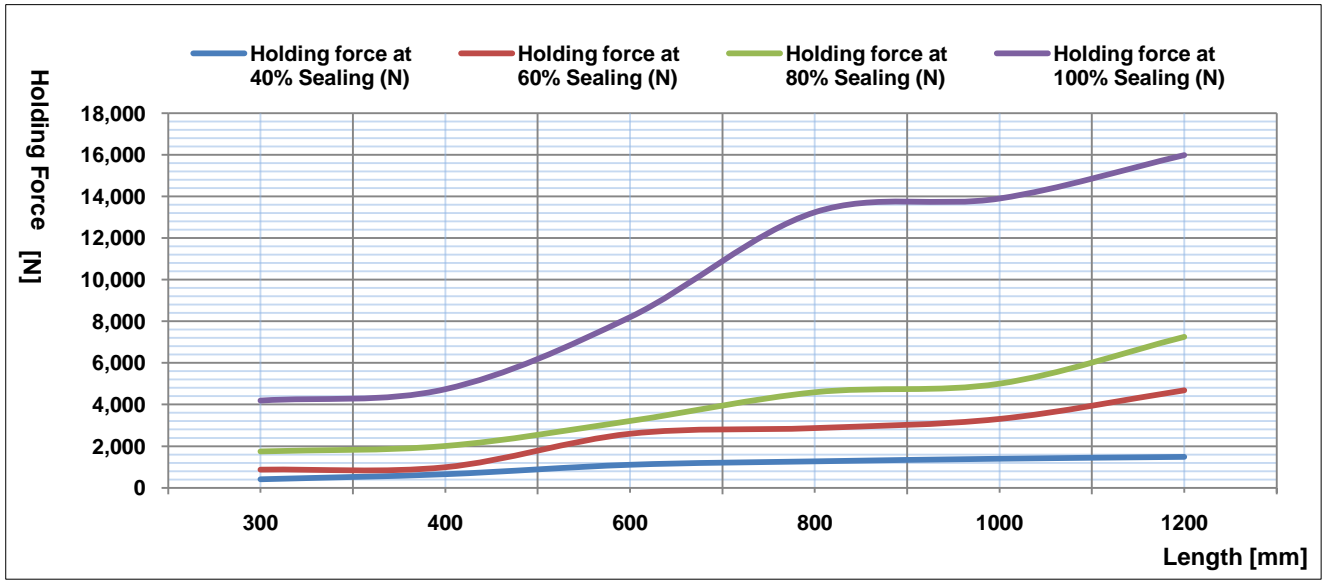
Model	Holding force at 40% Sealing (N)	Holding force at 60% Sealing (N)	Holding force at 80% Sealing (N)	Holding force at 100% Sealing (N)	Weight (Kg)*
G 300 X 300 L4 AW...	409.7	585.3	1545.7	4444.8	3.6
G 300 X 400 L4 AW...	471.2	731.6	2256.7	4800.4	5.4
G 300 X 600 L8 AW...	942.3	1843.7	3159.4	9840.8	9.1
G 300 X 800 L8 AW...	1008.3	2028.1	3980.9	14072.3	11.2
G 300 X 1000 L8 AW...	1078.9	2129.5	5573.2	14916.6	13.5
G 300 X 1200 L8 AW...	1726.2	2789.6	7022.3	15364.1	16.8

** Note : Actual Figure may be different according to the surface and porosity of product .

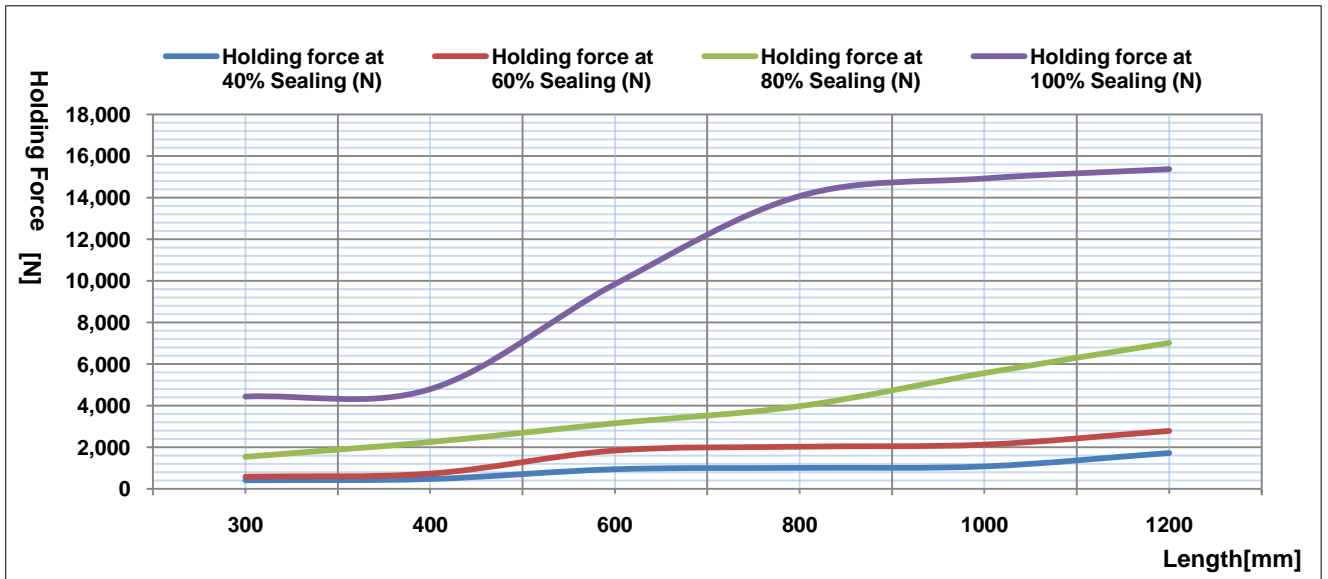
* Weight of Flange mount not included.

G300 Series Holding Force(N) according to the length(mm)

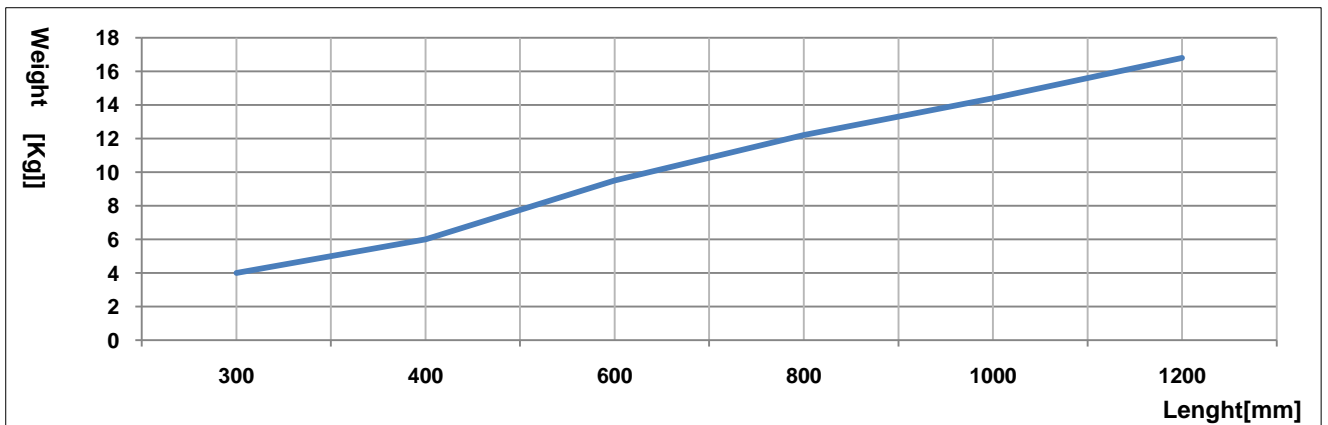
► ES Type



► AW Type



G300 Series Weight (kg) according to Length (mm)

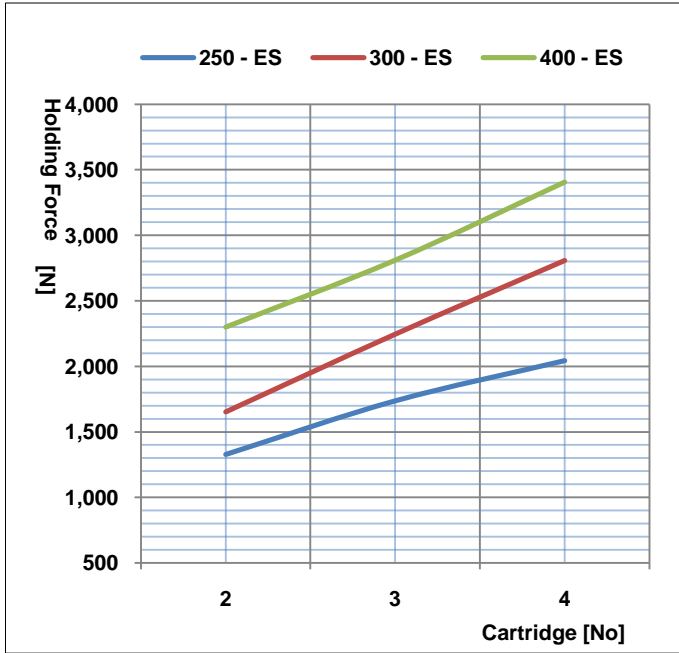


G300 Series Holding Force (N) according to the Number of Cartridge

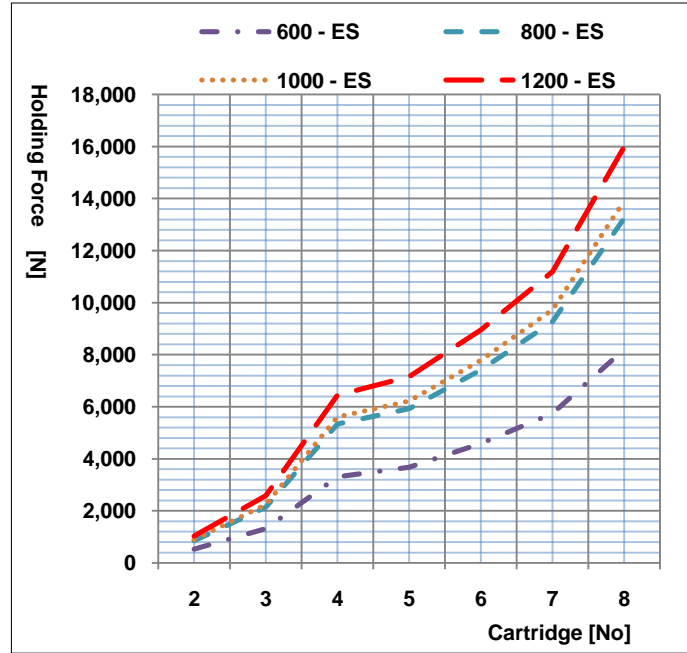
※ Models G300X400 and under : 2~4 Cartridge is possible
 Models G300X600 and over : 2~8 Cartridge is possible

► ES Type

300 / 400

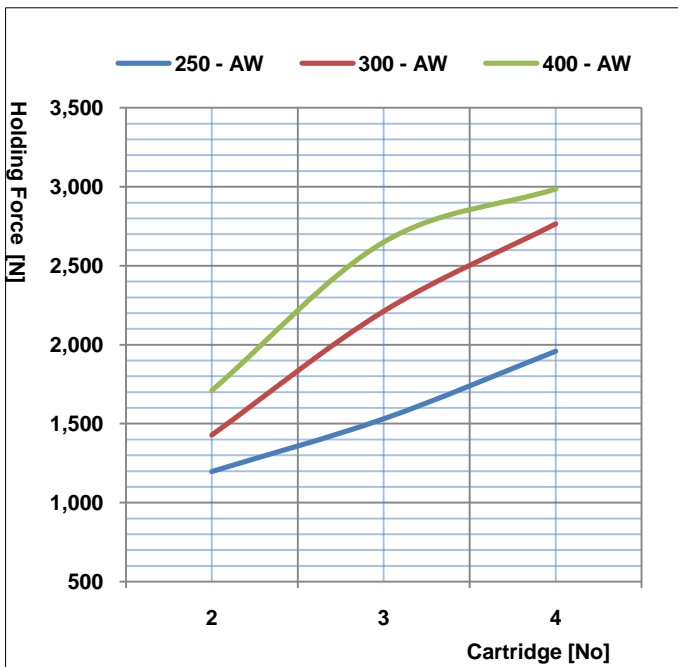


600 / 800 / 1000 / 1200

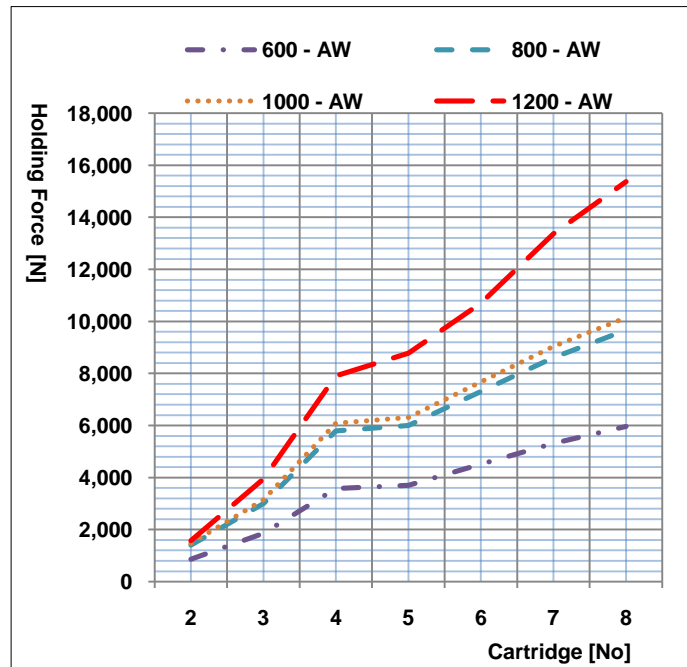


► AW Type

300 / 400

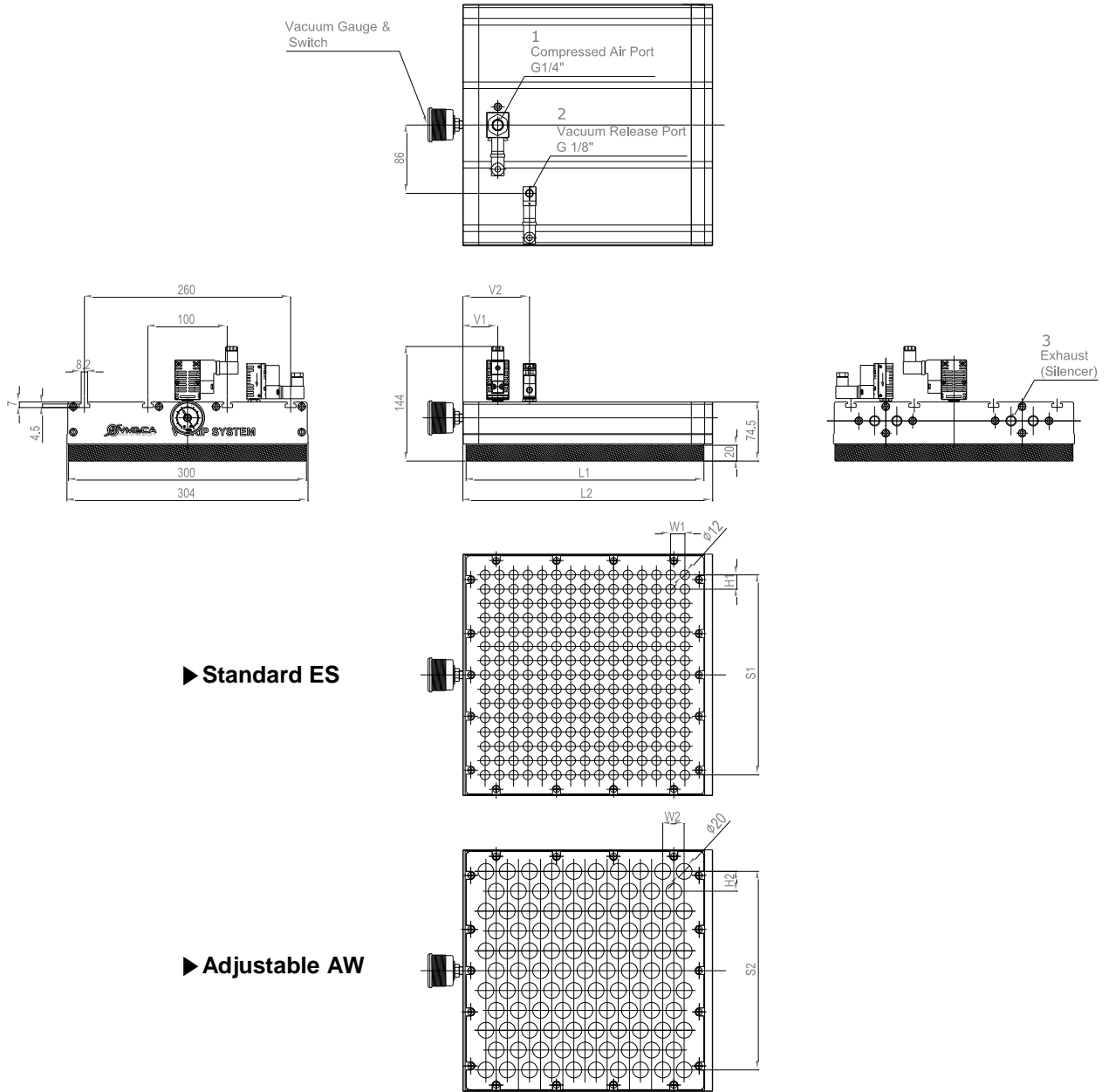


600 / 800 / 1000 / 1200



Dimensions

▼ G 300 ... Series(300~400)

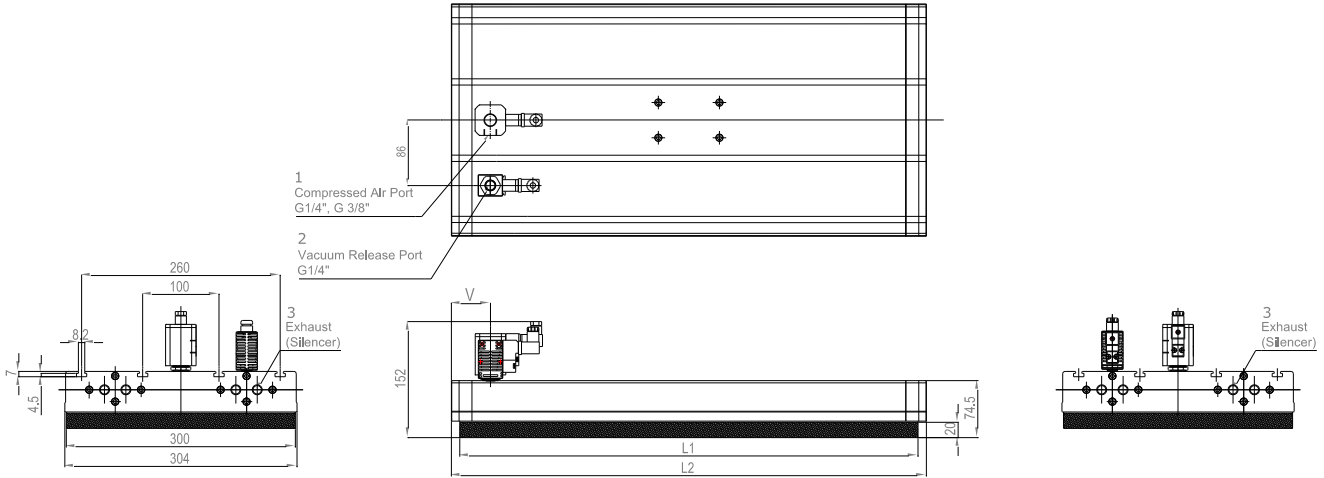


Measure Unit : mm

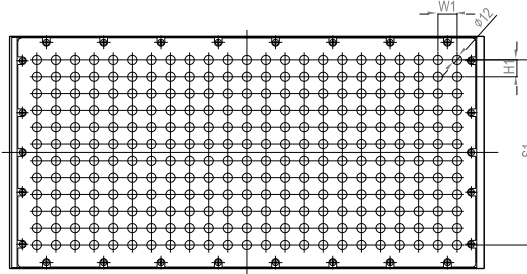
Model	Full Length	Sponge Pad Length	Standard Vacuum Port(Φ12)			Adjustable Vacuum Port(Φ20)				Air Control Valve		Release Valve		
	L1		L2	No.	W1	S1	H1	No.	W2	S2	H2	V1	Type	V2
G 300 X 300...	315	300	225	18	18	252	105	14	25	250	24	VMS14	64	VMS18D
G 300 X 400...	415	400	180	25	22	242	108	20	25	242	24	VMS14	24	VMS18D

Dimensions

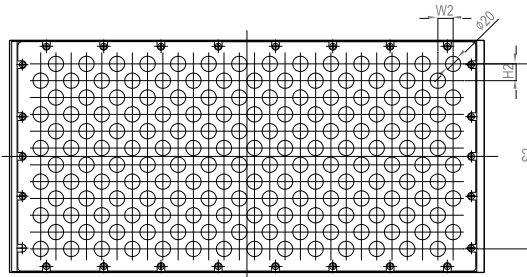
▼ G 300 ... Series(600~1200)



► Standard ES



► Adjustable AW




Measure Unit : mm

Model	Full Length	Sponge Pad Length	Standard Vacuum Port(Φ12)			Adjustable Vacuum port (Φ20)				Air Control Valve		Release Valve		
	L1	L2	No.	W1	H1	S1	No.	W2	H2	S2	V1*	Type**	V2	Type
G 300 X 600...	622	600	276	25	22	242	168	20	22	242	24	VMS14 VMS38	24	VMS14
G 300 X 800...	822	800	372	25	22	242	228	20	22	242	24	VMS14 VMS38	24	VMS14
G 300 X 1000...	1022	1000	468	25	22	242	288	20	22	242	24	VMS14 VMS38	24	VMS14
G 300 X 1200...	1222	1200	564	25	22	242	348	20	22	242	24	VMS14 VMS38	24	VMS14

* Cartridge 2~4 : 70mm
Cartridge 5~8 : 77mm

** Cartridge 2~6 Model : Use VMS14 Valve
Cartridge 7~8 Model : Use VMS38 Valve

GF 80 Series



Features

- ✓ Available with easy connection on various **VMECA** vacuum pump
- ✓ Handles various products with different shapes, sizes and porous material
- ✓ Flexible sealing foam(EPDM) sponge pad grips excellently
- ✓ Adjustable check valve available
- ✓ Durable and light weight aluminum extrusion body frame
- ✓ Easy Installation and low maintenance

Ordering Information

GF 80 X 250 - E S - R3 DN - G



① G Series (width)

- **GF 80** - 84mm

② Length

- 100 - 100mm
- 150 - 150mm
- 200 - 200mm
- 220 - 220mm
- **250** - 250mm
- 300 - 300mm

③ Check Valve

- **E** - Standard
- A - Adjustable

④ Port Spacing

- **S** - Narrow
- W - Wide

⑤ Release Valve

- R1 - G1/8", N/C, AC110V
- R2 - G1/8", N/C, AC220V
- **R3** - G1/8", N/C, DC24V

※ Remark : VMS18D Valve only

⑥ Solenoid Terminal

- **DN** - DIN type without lead wire
- DL - DIN type with lamp without lead wire
- Connector Type with
- **CL** - lamp & 0.3 m lead wire

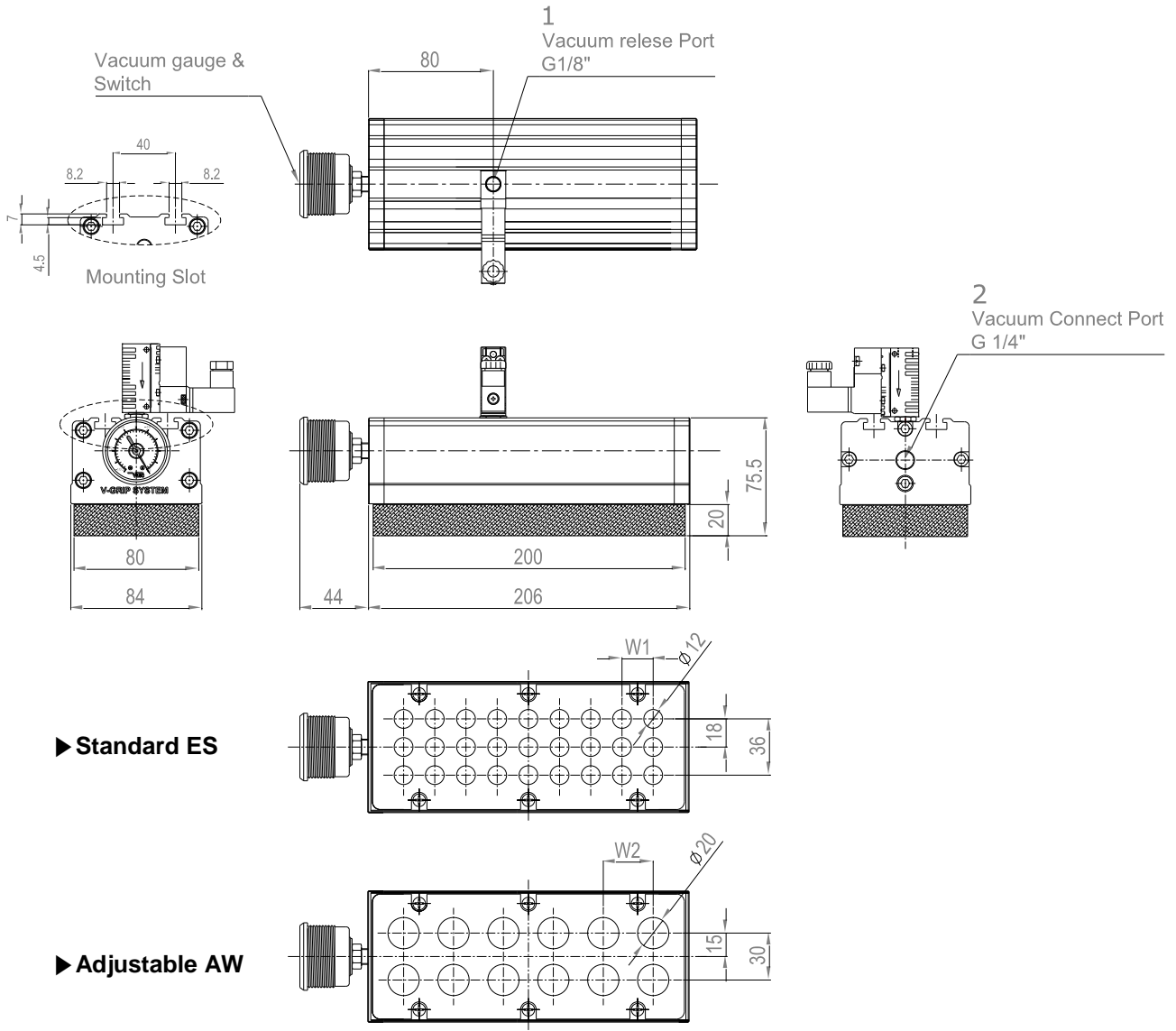
⑦ Vacuum Switch

- **G** - Digital Gauge Attached (VTG-18)
- - - Not attached
- **S2(P)** - Digital output 2 points, No analog supply
M8-4Pin male connector (0.3m lead wire)
- **SG2(P)** - Digital output 2 points, No analog supply
(Grommet type 4 core, 2m lead wire)
- **SG3(P)** - Digital output 2 points, Analog Supply
(Grommet type 5 core, 2m lead wire)

※ Mark : ① S..(P)
 L - Output type : PNP open collector
 ② VC M8-4-2 : M8-4 pin female connector
 Option for 'S2' or 'S2P'

Dimensions


▼ GF 80 ... Series



Measure Unit : mm

Model	Full Length	Sponge Pad Length	Standard Vacuum Port(Φ12)		Adjustable Vacuum port (Φ20)		Release Valve	
	L1	L2	No.	W1	No.	W2	V1	Type
GF 80 X 100...	106	100	12	20	6	30	20	VMS18D
GF 80 X 150...	160	150	21	20	10	30	20	VMS18D
GF 80 X 200...	206	200	27	20	12	34	20	VMS18D
GF 80 X 220...	226	220	30	20	14	30	83	VMS18D
GF 80 X 250...	256	250	36	20	16	30	34	VMS18D
GF 80 X 300...	306	300	48	18	20	30	80	VMS18D

GF 130 Series



Features

- ✓ Available with easy connection on various **VMECA** vacuum pump
- ✓ Handles various products with different shapes, sizes and porous material
- ✓ Flexible sealing foam(EPDM) sponge pad grips excellently
- ✓ Adjustable check valve available
- ✓ Durable and light weight aluminum extrusion body frame
- ✓ Easy Installation and low maintenance

Ordering Information

GF 130 X 300 - E S - R3 DN - G

① ② ③ ④ ⑤ ⑥ ⑦

① Gripper Series (Width)

- **GF 130** - 134mm

② Length

- 220 - 220mm
- **300** - 300mm
- 400 - 400mm
- 600 - 600mm
- 800 - 800mm
- 1000 - 1000mm
- 1200 - 1200mm

③ Check Valve

- **E** - Standard
- A - Adjustable

④ Port Spacing

- **S** - Narrow
- W - Wide

⑤ Release Valve

- R1 - N/C, AC110V
- R2 - N/C, AC220V
- **R3** - N/C, DC24V

Valve's selection according to the
No. ② Length
Under 600mm : VMS18D
Over 600mm : VMS14

⑥ Solenoid Terminal

- **DN** - DIN type without lead wire
- DL - DIN type with lamp without lead wire
- Connector Type with
- CL - lamp & 0.3 m lead wire

⑦ Vacuum Switch

- **G** - Digital Gauge Attached (VTG-18)
- - Not attached
- S2(P)** - Digital output 2 points, No analog supply
M8-4Pin male connector (0.3m lead wire)
- SG2(P)** - Digital output 2 points, No analog supply
(Grommet type 4 core, 2m lead wire)
- SG3(P)** - Digital output 2 points, Analog Supply
(Grommet type 5 core, 2m lead wire)

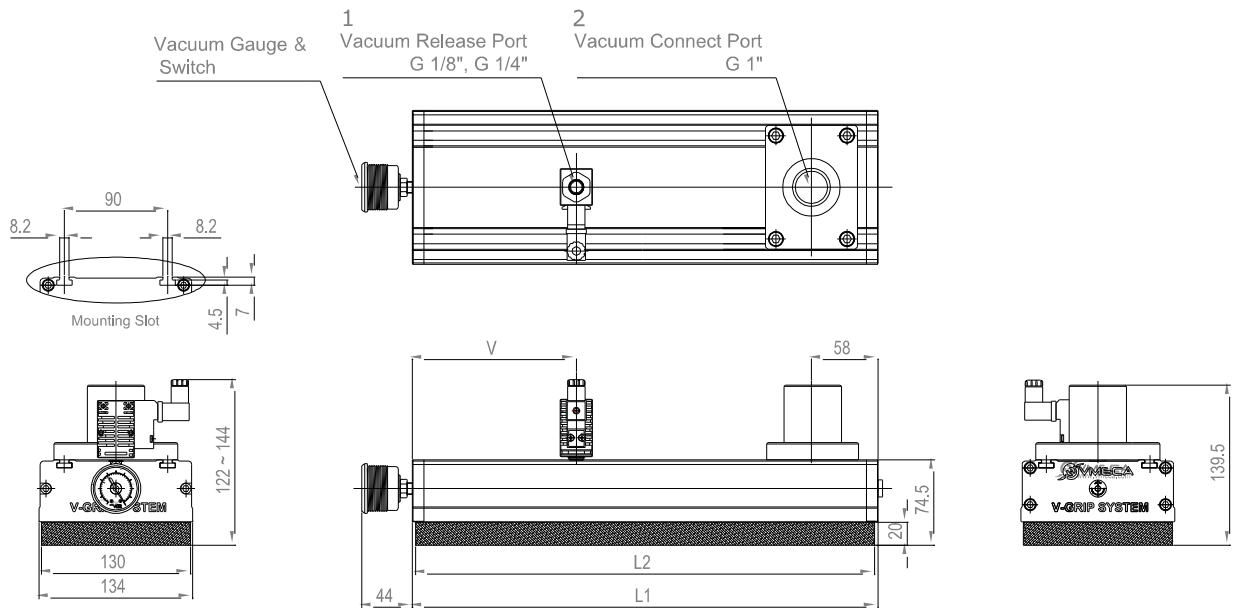
※ Mark : ① S..(P)

L Output type : PNP open collector

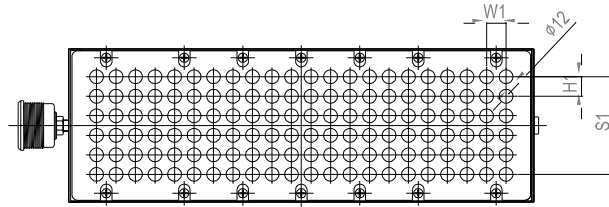
② VC M8-4-2 : M8-4 pin female connector
Option for 'S2' or 'S2P'

Dimensions

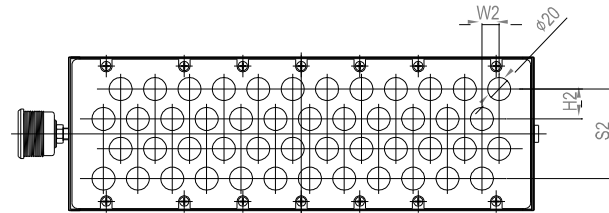
▼ GF 130 ... Series



► Standard ES




► Adjustable AW



Measure Unit : mm

Model	Full Length	Sponge Pad Length	Standard Vacuum Port($\Phi 12$)				Adjustable Vacuum port ($\Phi 20$)				Release Valve	
	L1		L2	No.	W1	H1	S1	No.	W2	H2	S2	V
GF 130 X 220...	234	220	66	17	17	85	26	14	24	72	33	VMS18D
GF 130 X 300...	314	300	96	17	17	85	38	14	25	72	33	VMS18D
GF 130 X 400...	414	400	132	17	17	85	48	14	26	72	133	VMS18D
GF 130 X 600...	614	600	156	22	18	90	76	15	26	78	263	VMS14
GF 130 X 800...	814	800	210	22	18	90	104	15	26	78	263	VMS14
GF130 X 1000...	1028	1000	348	17	17	85	133	18.5	21	79	263	VMS14
GF 130 X 1200...	1214	1200	324	22	18	90	156	15	26	78	263	VMS14

GF 200 Series



Features

- ✓ Available with easy connection on various **VMECA** vacuum pump
- ✓ Handles various products with different shapes, sizes and porous material
- ✓ Flexible sealing foam(EPDM) sponge pad grips excellently
- ✓ Adjustable check valve available
- ✓ Durable and light weight aluminum extrusion body frame
- ✓ Easy Installation and low maintenance

Ordering Information

GF 200 X 300 - E S - R3 DN - G

① ② ③ ④ ⑤ ⑥ ⑦

① G Series (width)

- **GF 200** - 204mm

② Length

- 250 - 250mm
- **300** - 300mm
- 400 - 400mm
- 600 - 600mm
- 800 - 800mm
- 1000 - 1000mm
- 1200 - 1200mm

③ Check Valve

- **E** - Standard
- A - Adjustable

④ Port Spacing

- **S** - Narrow
- W - Wide

⑤ Release Valve

- **R1** - N/C, AC110V
- R2 - N/C, AC220V
- **R3** - N/C, DC24V

Valve's selection according to the
No. ② Length
Under 600mm : VMS18D
Over 600mm : VMS14

⑥ Solenoid Terminal

- **DN** - DIN type without lead wire
- DL - DIN type with lamp without lead wire
- Connector Type with
- CL - lamp & 0.3 m lead wire

⑦ Vacuum Switch

- **G** - Digital Gauge Attached (VTG-18)
- - - Not attached
- **S2(P)** - Digital output 2 points, No analog supply M8-4Pin male connector (0.3m lead wire)
- **SG2(P)** - Digital output 2 points, No analog supply (Grommet type 4 core, 2m lead wire)
- **SG3(P)** - Digital output 2 points, Analog Supply (Grommet type 5 core, 2m lead wire)

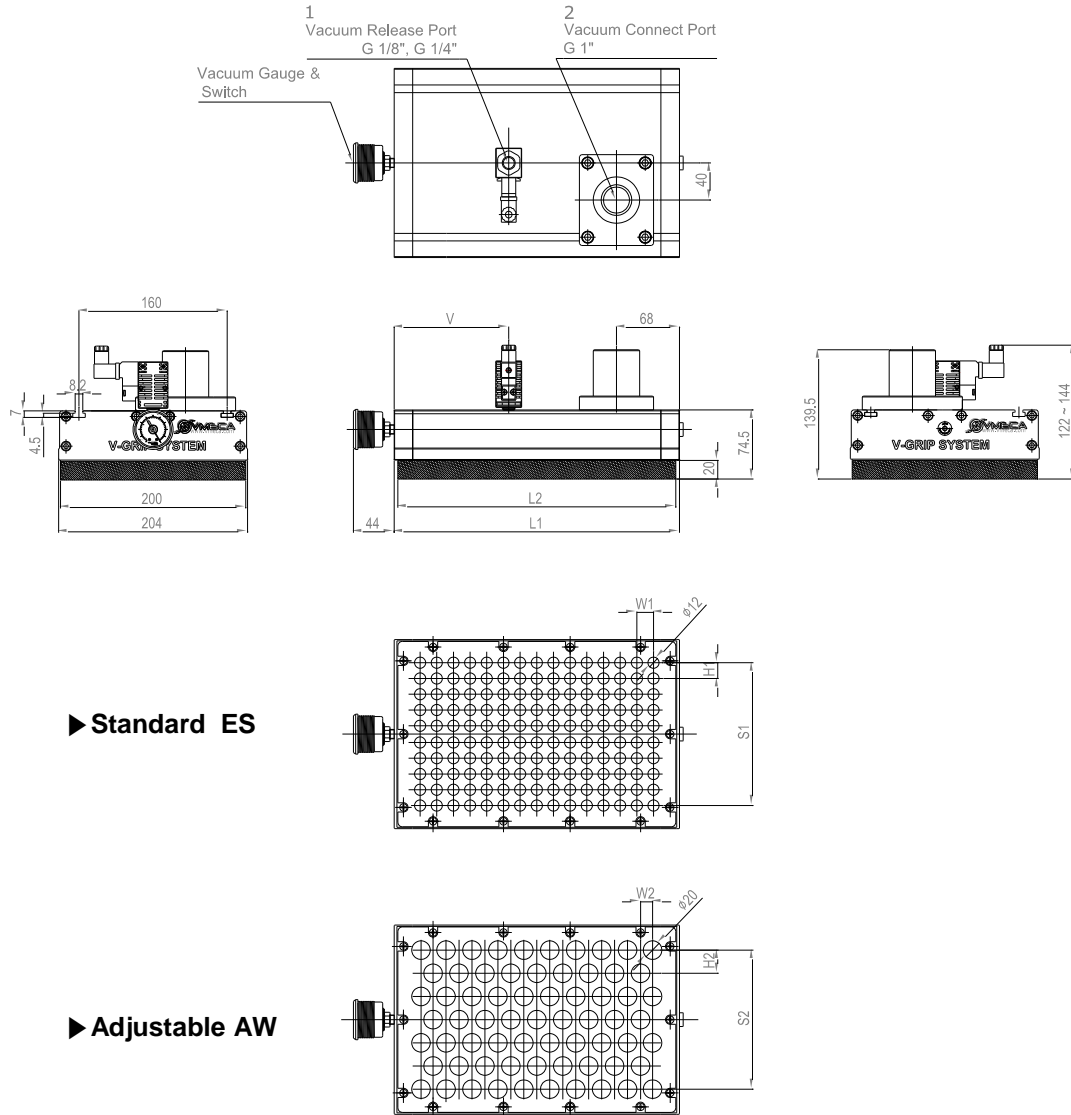
*Mark : ① S..(P)

↳ Output type : PNP open collector

② VC M8-4-2 : M8-4 pin female connector
Option for 'S2' or 'S2P'

Dimensions

▼ GF 200 ... Series



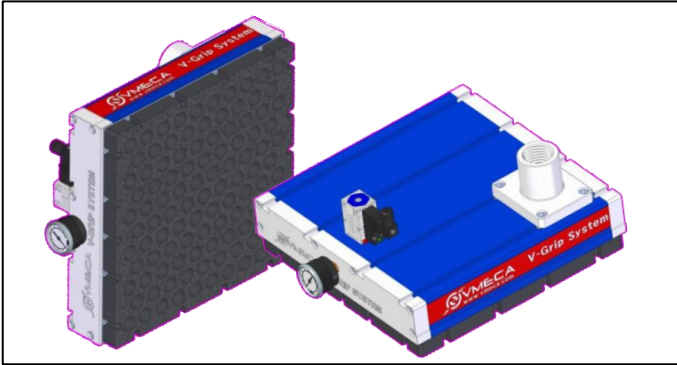
► Standard ES

► Adjustable AW

Measure Unit : mm

Model	Full Length	Sponge Pad Length	Standard Vacuum Port (Φ12)				Adjustable Vacuum Port (Φ20)				Release Valve	
	L1	L2	No.	W1	H1	S1	No.	W2	H2	S2	V	Type
GF 200 X 250...	253	220	110	18	17	154	53	14	25	150	61.7	VMS18D
GF 200 X 300...	215	300	150	18	17	154	72	13	25	150	44	VMS18D
GF 200 X 400...	415	400	120	25	22	154	112	20	24	148	44	VMS18D
GF 200 X 600...	615	600	176	25	22	154	76	20	24	148	44	VMS14
GF 200 X 800...	815	800	248	25	22	154	104	20	24	148	44	VMS14
GF200 X 1000...	1015	1000	312	25	22	154	133	20	24	148	44	VMS14
GF 200 X 1200...	1215	1200	376	25	22	154	156	20	24	148	44	VMS14

GF 300 Series



Features

- ✓ Available with easy connection on various **VMECA** vacuum pump
- ✓ Handles various products with different shapes, sizes and porous material
- ✓ Flexible sealing foam(EPDM) sponge pad grips excellently
- ✓ Adjustable check valve available
- ✓ Durable and light weight aluminum extrusion body frame
- ✓ Easy Installation and low maintenance

Ordering Information

GF 300 X 300 - E S - R3 DN - G

① ② ③ ④ ⑤ ⑥ ⑦

① G Series (width)

- **GF 300** - 304mm

② Length

- **300** - 300mm
- **400** - 400mm
- **600** - 600mm
- **800** - 800mm
- **1000** - 1000mm
- **1200** - 1200mm

③ Check Valve

- **E** - Standard
- **A** - Adjustable

④ Port Spacing

- **E** - Standard
- **A** - Adjustable

⑤ Release Valve

- **R1** - N/C, AC110V
- **R2** - N/C, AC220V
- **R3** - N/C, DC24V

Valve's selection according to the No. ② Length
 Under 600mm : VMS18D
 Over 600mm : VMS14

⑥ Solenoid Terminal

- **DN** - DIN type without lead wire
- **DL** - DIN type with lamp without lead wire
- **CL** - Connector Type with lamp & 0.3 m lead wire

⑦ Vacuum Switch

- **G** - Digital Gauge Attached (VTG-18)
- - - Not attached
- **S2(P)** - Digital output 2 points, No analog supply M8-4Pin male connector (0.3m lead wire)
- **SG2(P)** - Digital output 2 points, No analog supply (Grommet type 4 core, 2m lead wire)
- **SG3(P)** - Digital output 2 points, Analog Supply (Grommet type 5 core, 2m lead wire)

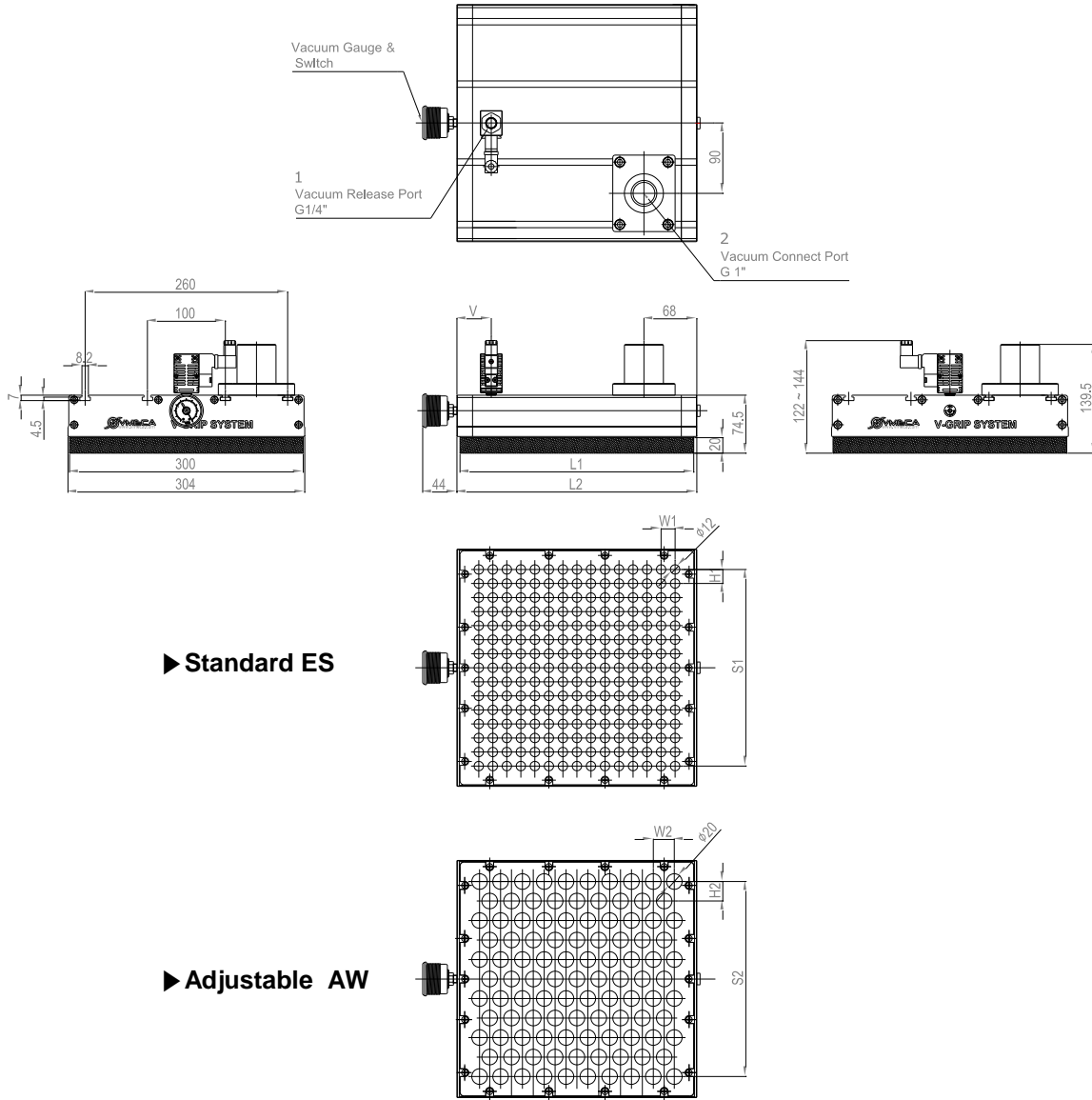
* Mark : ① S..(P)

└ Output type : PNP open collector

② VC M8-4-2 : M8-4 pin female connector
 Option for 'S2' or 'S2P'

Dimensions

▼ GF 300 ... Series



Measure Unit : mm

Model	Full Length	Sponge Pad Length	Standard Vacuum Port (Φ12)			Adjustable Vacuum port (Φ20)			Release Valve			
	L1		L2	No.	W1	H1	S1	No.	W2	H2	S2	V
GF 300 X 300...	308	300	225	18	18	252	105	14	25	250	61.7	VMS18D
GF 300 X 400...	408	400	180	25	22	242	108	20	25	242	44	VMS18D
GF 200 X 600...	608	600	176	25	22	154	76	20	24	148	44	VMS14
GF 200 X 800...	808	800	248	25	22	154	104	20	24	148	44	VMS14
GF200 X 1000...	1008	1000	312	25	22	154	133	20	24	148	44	VMS14
GF 200 X 1200...	1208	1200	376	25	22	154	156	20	24	148	44	VMS14